

Cove Apple Club

March 22, 2017



Tonight's Topics

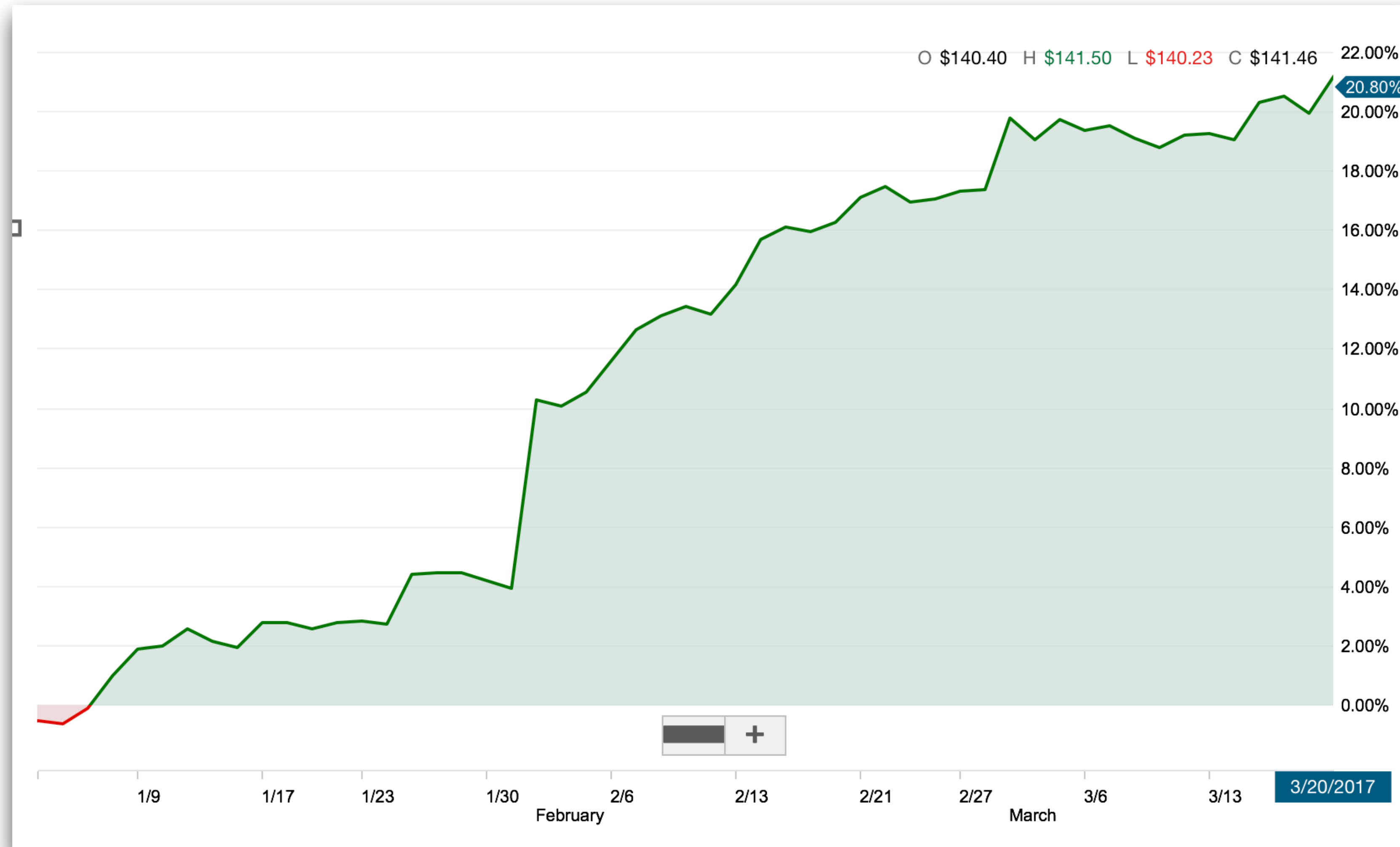
- Apple's Christmas in March
- Cool Templates for Pages
- TeamViewer for Snowbirds
- Alexa on iOS / The Wonders of the Amazon Shopping App

Apple's Christmas in March

- Introduced new 9.7-inch entry level iPad, called “iPad,” replaces iPad Air 2, new low price of just \$329 for 32Gb
- Refreshed iPad mini 4 with double the storage at same \$399 starting price for 128Gb model
- New (PRODUCT) RED iPhone 7 & iPhone 7 Plus in 128Gb and 256Gb
- New Apple Watch bands
- New “Clips” app coming soon to iOS 10

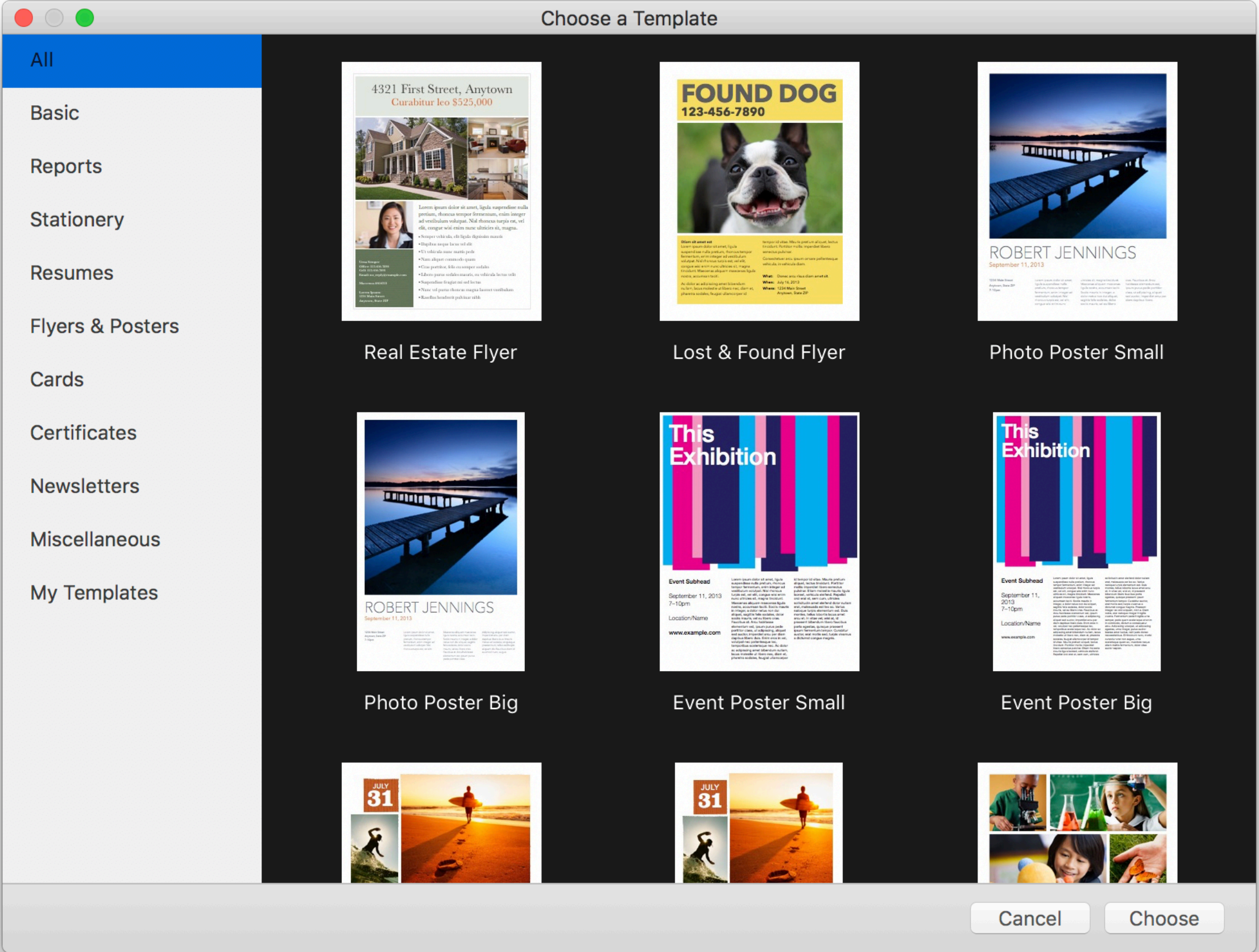


AAPL at All-Time High 3/19/17



AAPL close: 141.07 - 3/19/2017
AAPL is up 21% 2017 YTD

Cool Templates for Pages



Support the Cove Apple Club





COVE APPLE CLUB

Have fun & do more with your Apple gear!

[HOME](#)

[MEETINGS](#)

[EMAIL LIST](#)

[SHOP](#)

[ARCHIVES](#)

SHARE. LEARN. LAUGH!

Join **over 100 Cypress Cove residents and members** in the Cove Apple Club, and you'll learn more and get a lot more fun and productivity out of all your Apple gear!

We meet twice a month, year-round. Check our [upcoming meeting schedule](#) and plan to join us at our next meeting!

If you're new to the world of Apple, an old Machead from years back, or even a frustrated Windows user, you will find something interesting and entertaining at each of our meetings. Our meetings are fun and informative, with topics presented covering the range from beginner to advanced.

Our focus is on Apple products, but we often also look at other new technologies not specific to the Apple platform, ranging from computer security to Internet telephony to changes in the industry to neat new tech gadgets of interest to everyone.

All Apple products are fair game at our meetings: iPad, iPhone, iPod and Macs of all sizes, as well as the huge world of Apple software, hardware and accessories.

Find out more about the club, our meeting schedule and how you can get in on the fun. Click the links below for details, and be sure to join our [email list](#) for all the latest updates.





COVE APPLE CLUB

Have fun & do more with your Apple gear!

[HOME](#)[MEETINGS](#)[EMAIL LIST](#)[SHOP](#)[ARCHIVES](#)

SUPPORT THE COVE APPLE CLUB WHEN YOU SHOP AT AMAZON.COM

The next time you need some new Apple or other tech gear (or anything else from the 20,000,000 items in stock!), start your online shopping session with our link to Amazon.com. Your purchase will earn a little money for the Cove Apple Club, which we save up all year for a big Holiday Party for all members of the club! We update club members on the earnings every month.

So be sure to click the Amazon logo below when you need to shop for Mac products online...and “give back” to the Cove Apple Club -- without costing you an extra cent! Thanks!

THREE EASY WAYS TO USE THE AMAZON SHOPPING LINK

1. Just click here — you'll be sent to the Amazon.com homepage.
 1. Once you arrive at the Amazon homepage, BOOKMARK that page:
 1. In Safari on Mac, type Cmd-D
 2. In Safari on iOS, tap the Share widget, then tap Add to Favorites or Add Bookmark.
2. Drag this link to your Favorites bar in your Web browser. Then it's handy anytime you want to visit Amazon.
3. Just click the Amazon banner ad below.



2017 YTD

Jan 01 2017 - Mar 21 2017 / **This Year** Tracking ID: **All**

Last Updated: 00:00 Mar 21 2017 PDT

Summary

\$728.07

Fees

\$725.07

Fixed 12% Rate this April

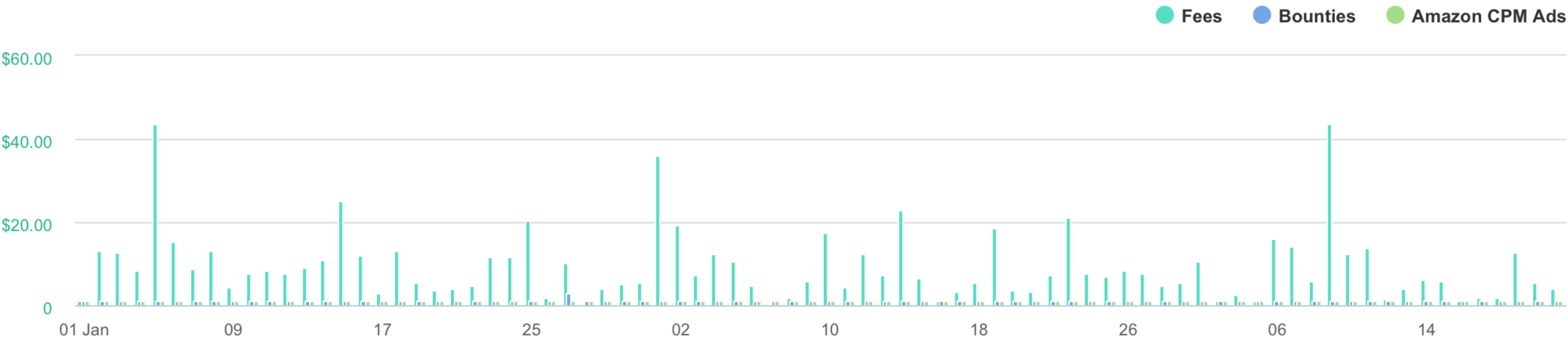
Bounties

\$3.00

Amazon CPM Ads

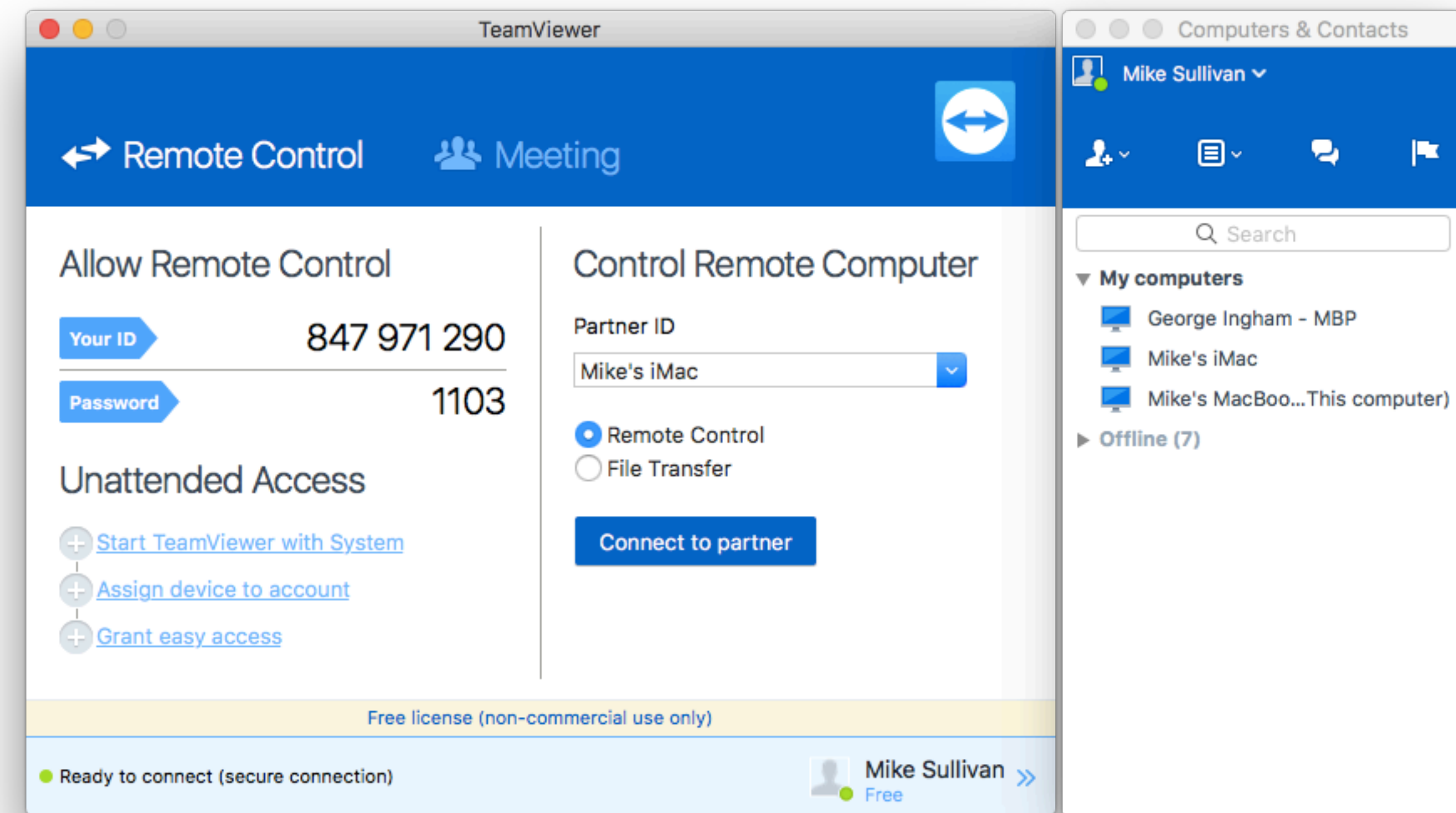
\$0.00

Get Started with CPM Ads



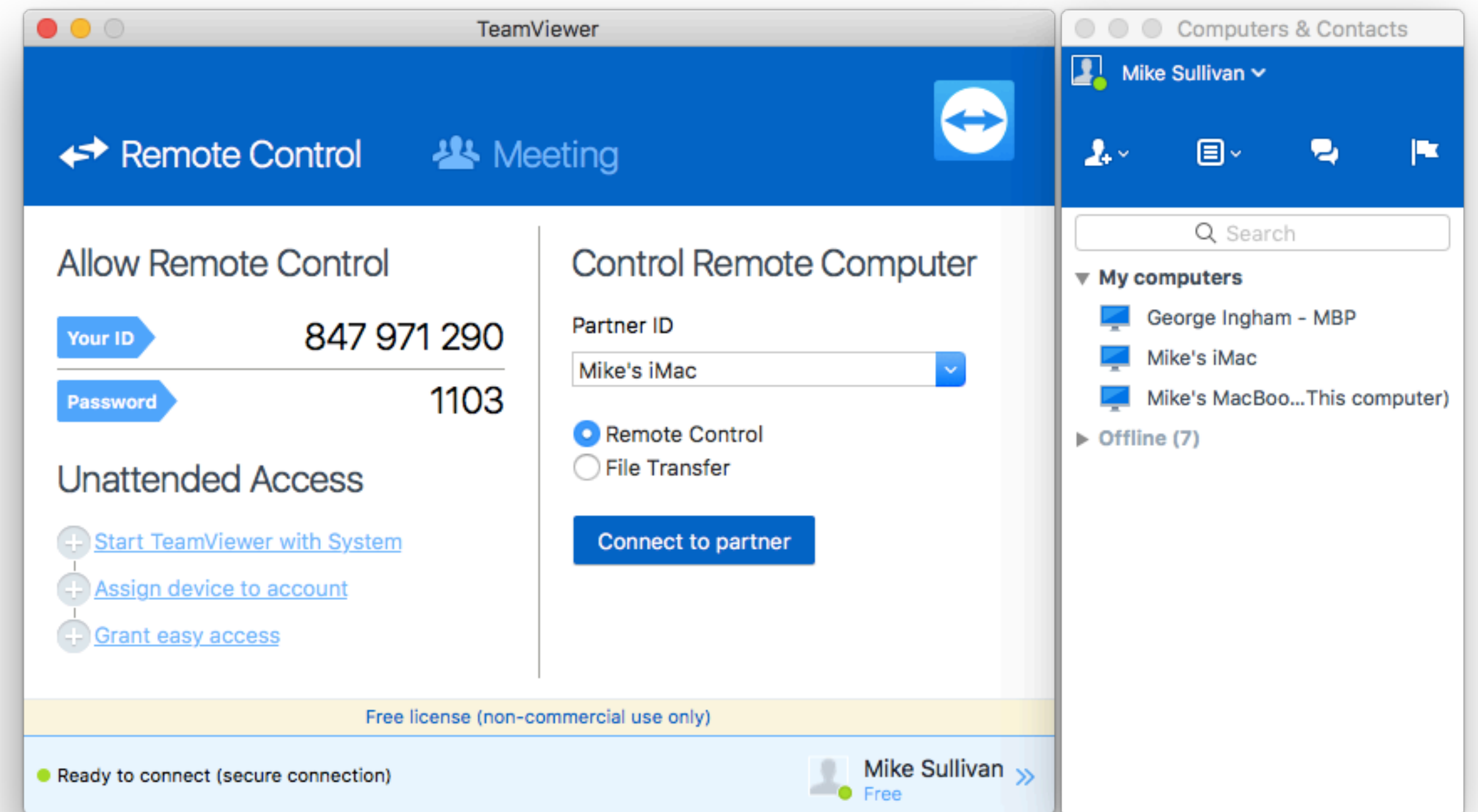
Remote-Control Tech Support with TeamViewer

A long-distance lifeline for
when things go wonky on
your Mac.

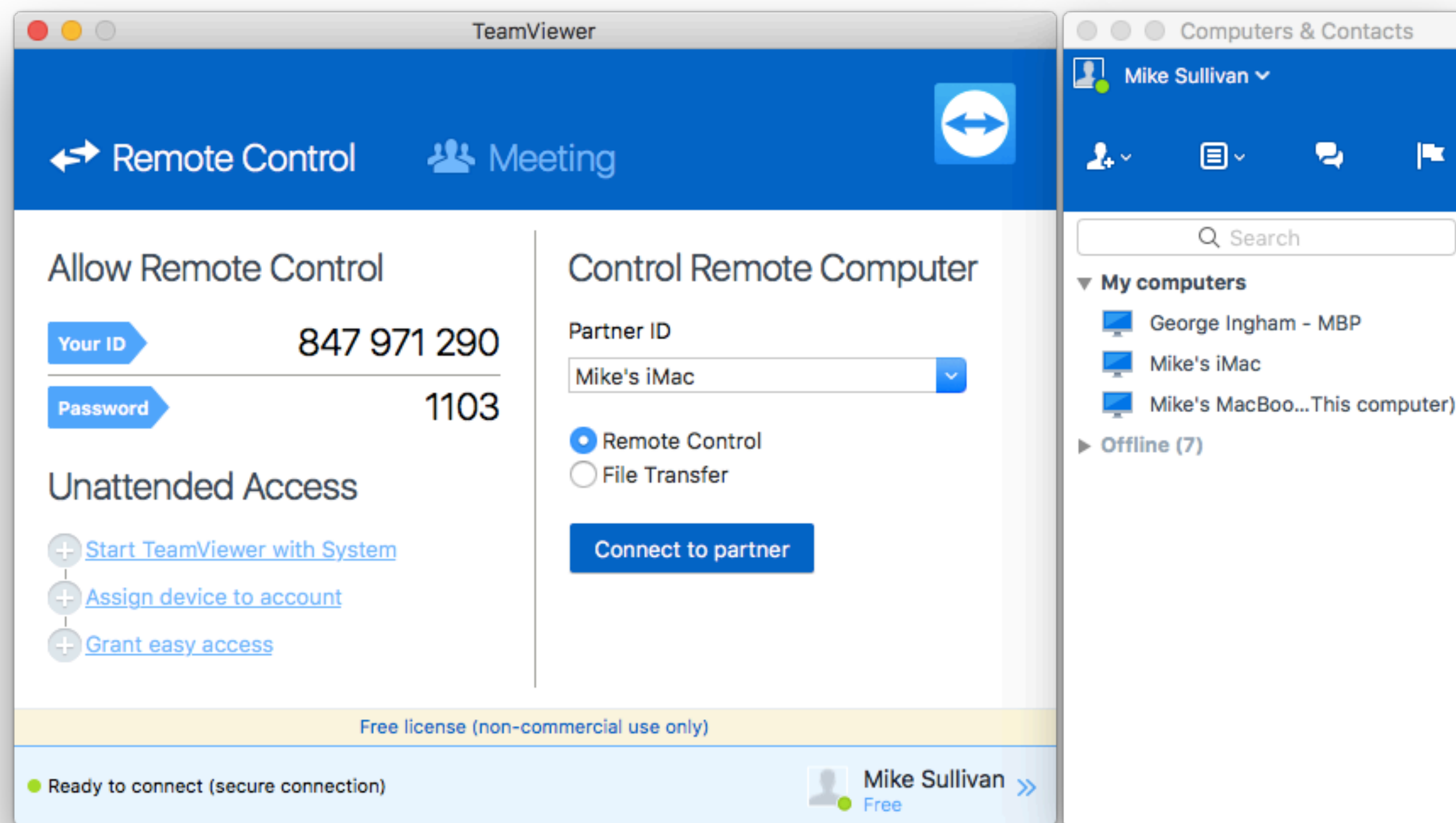


Remote-Control Tech Support with TeamViewer

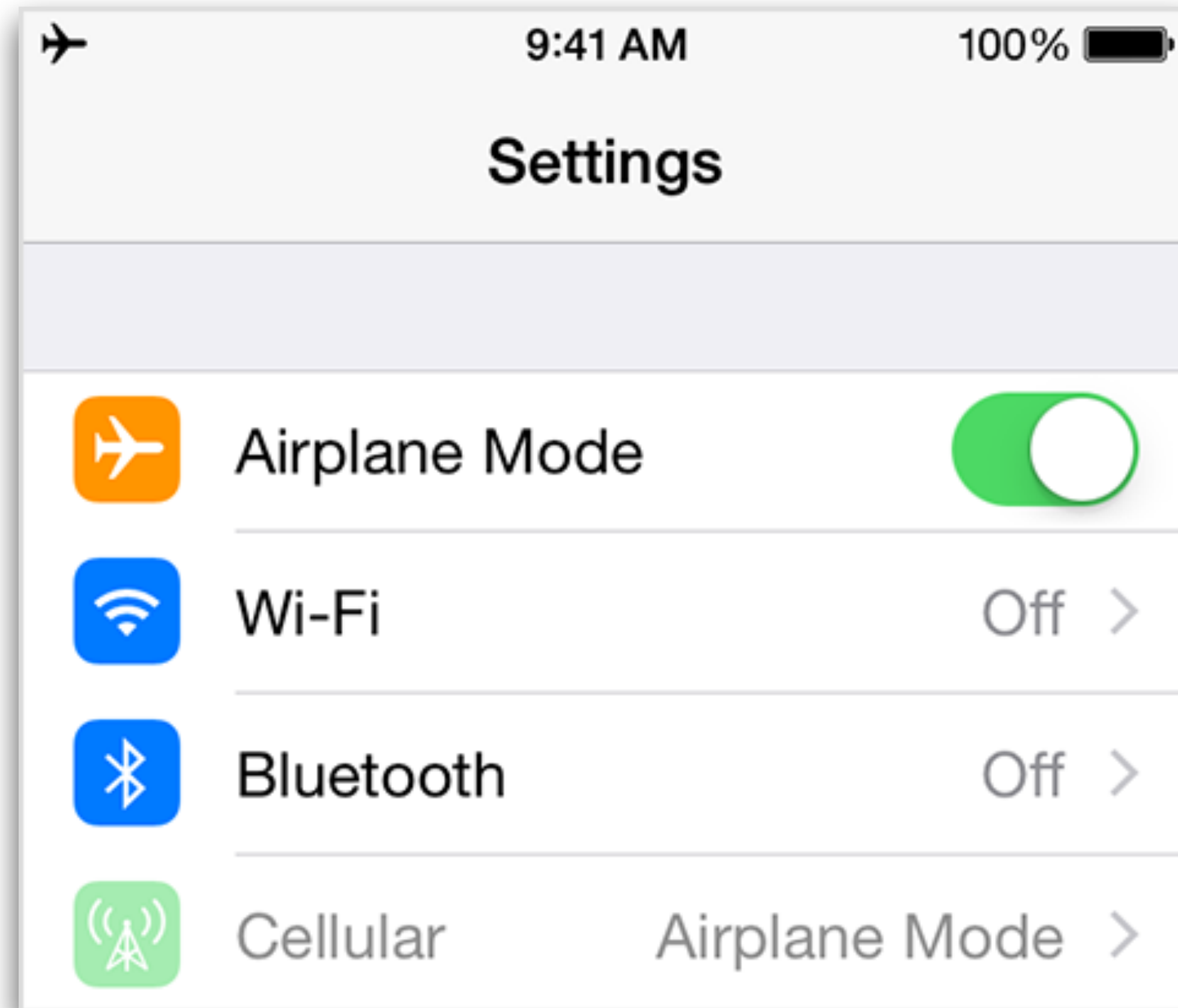
- Free app that lets you remotely control another Mac over the internet
- Transfer files
- Simultaneous audio chat for both helper and user



Can Also Be Used for Unnatural Acts



- Adjust home networking settings from afar & re-configure home networks
- Reach back to your Mac to retrieve files, etc.



Demo!

Airplane Mode ON, please!!

How-To Setup Guide

Save it for that rainy day!

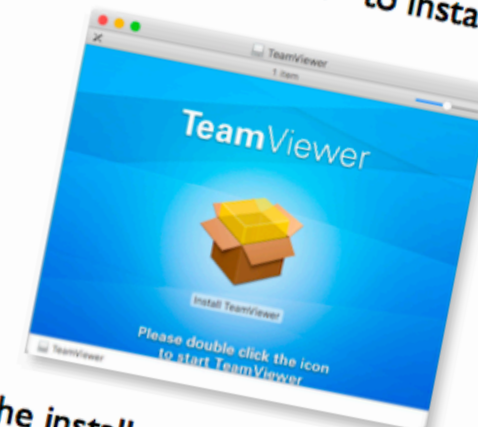
Remote-Control Tech Support with TeamViewer

Setting Up Remote-Control with TeamViewer: One Time Only

1. Make sure you have an Internet connection on your Mac.
2. Open the Safari Web browser
3. In Safari, go to **www.teamviewer.com**
4. Look for the bright green "Download TeamViewer" button, and click it to download the TeamViewer app to your Mac.

Download TeamViewer

5. Open your Downloads folder: From the Finder, choose Downloads from the Go menu.
6. Find the downloaded file "TeamViewer.dmg" file, then double-click it to unpack the installer.
7. A installer window will open with the TeamViewer installer package. Double-click the icon "Install TeamViewer" to install the app.

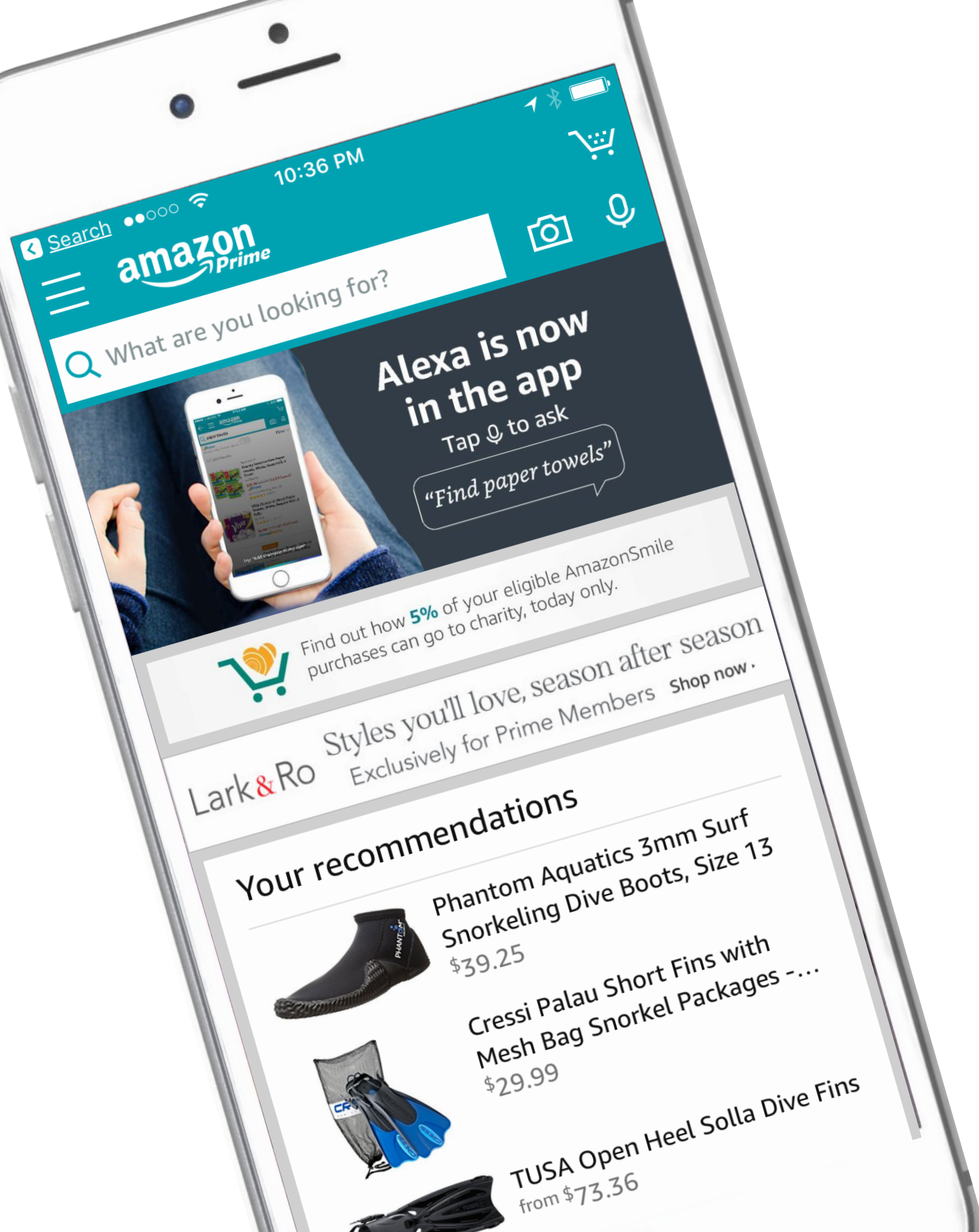


8. Follow the installer steps to complete installation.
9. You will be asked to enter the administrative password for your Mac to complete the installation. Enter your password and click "Install" to finish.
10. The TeamViewer setup wizard will start automatically. **Read the first step of the setup wizard**, and click **Continue**.

11. When the setup wizard reaches the second step, titled "Unattended Access," and prompts you for a username and password, **click Skip**.
12. Click Finish.
13. TeamViewer will open.

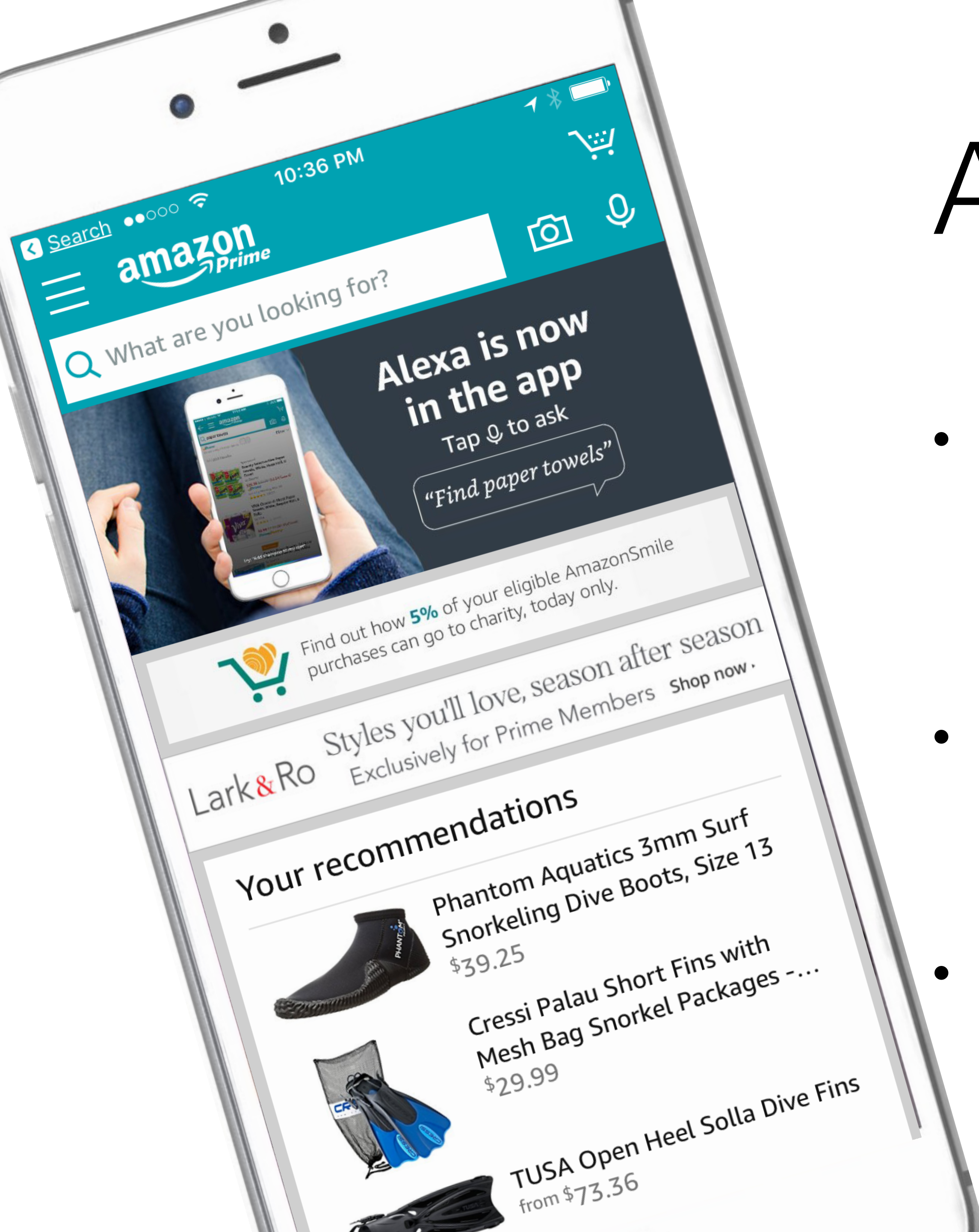
Using Remote-Control with TeamViewer

1. Make sure you have an Internet connection on your Mac.
2. In the Applications folder, find the TeamViewer folder. To open the Applications folder from the Finder, click Go in the menubar, then click Applications. The Applications folder will open. Type the letter "T" to jump to applications starting with the letter T, and look for TeamViewer. Type T again, if needed, to select the TeamViewer app.
3. Double-click on the TeamViewer app icon to open the TeamViewer app.
4. Make note of the two sets of numbers shown on the TeamViewer window: Your ID and Password. Be ready to give these numbers to Mike when requested to begin your remote control session.
5. Call Mike at 972-333-3532, or find him online using Messages or FaceTime.
6. Read or text Mike the two series of numbers shown in the "Allow Remote Control" panel of the TeamViewer app: Your ID and Password
7. Mike will enter those unique codes into his TeamViewer app and initiate the remote control session.



Alexa comes to iOS

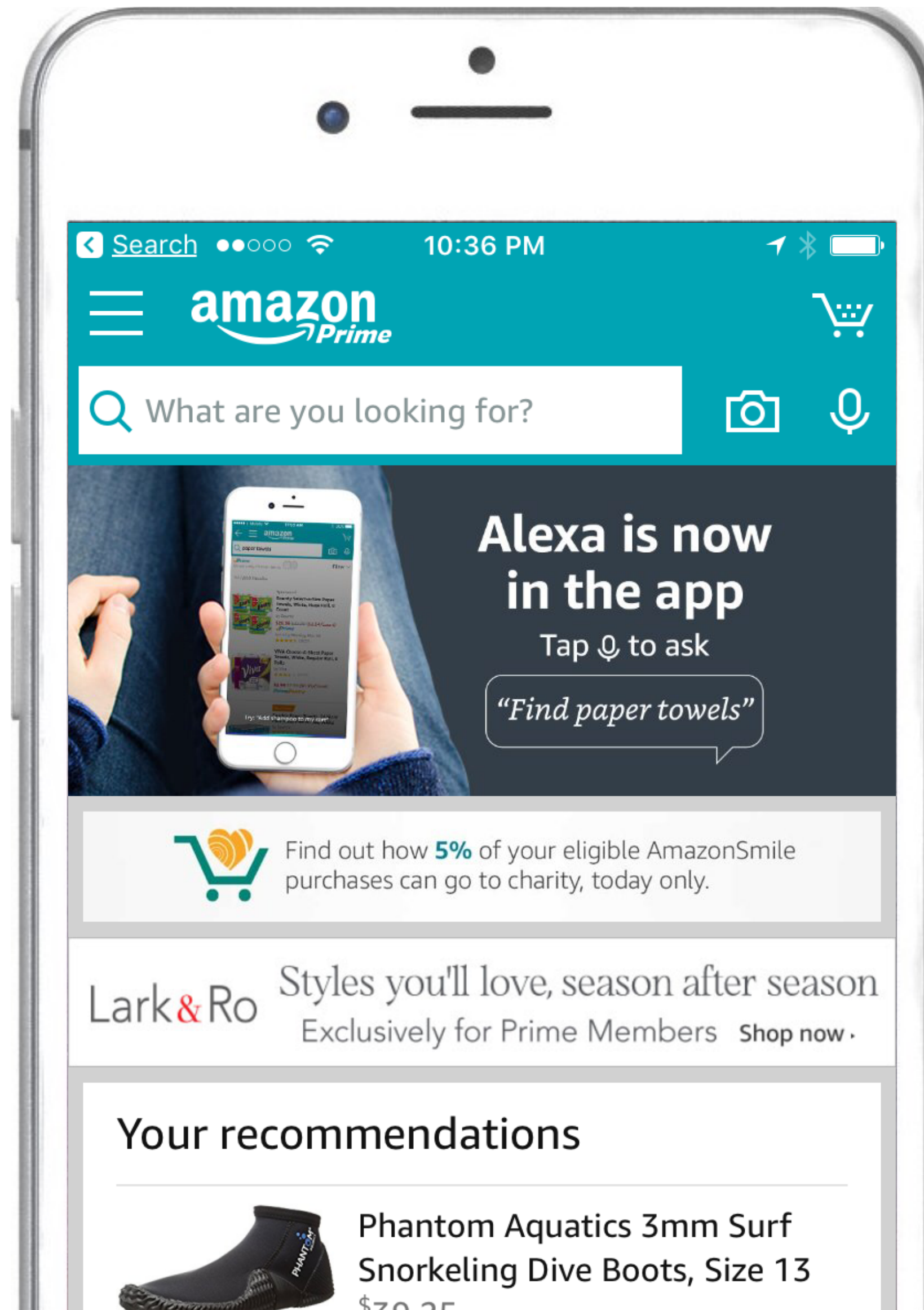
Amazon's AI robot domination campaign continues



Alexa comes to iOS

- The Amazon shopping app was updated on March 17 to include the Alexa voice-enabled AI, like on the Echo, Dot and Tap devices and Amazon tablets and streaming set-top boxes
- Now you can speak to the Amazon app, ask questions, find products, check order status, and much more
- And there's more!

Demo




Our Next Meeting

APR

12

Cove Apple Club
7:00 PM - 8:15 PM



- Twice-a-meeting emails (4 per month)
 - Preview a week prior
 - Reminder the day of
- Announcements of special events, parties, group outings, etc.
- Sign up at **coveappleclub.com**, quit the list anytime
- ***Never any spam!***

