

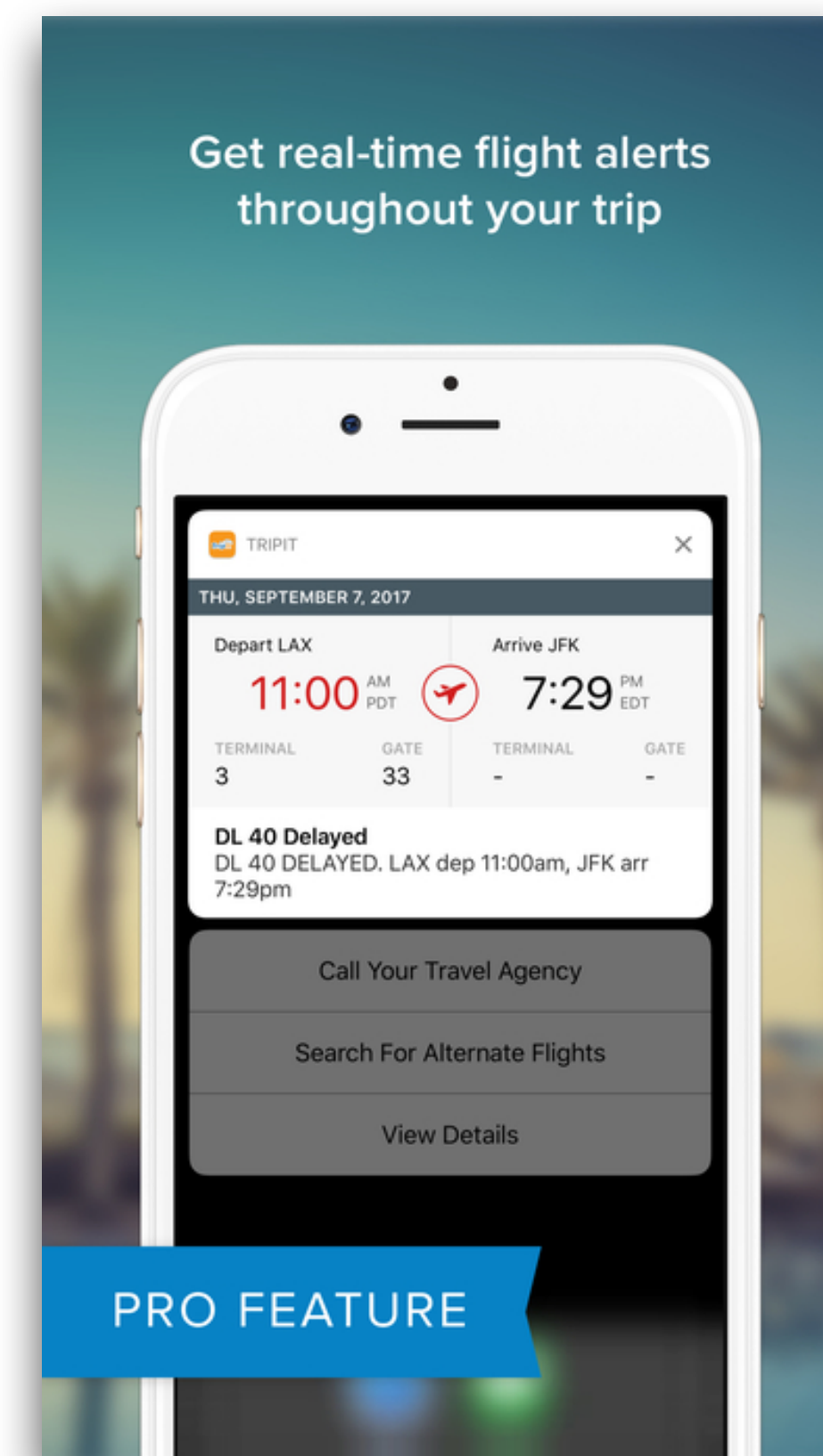
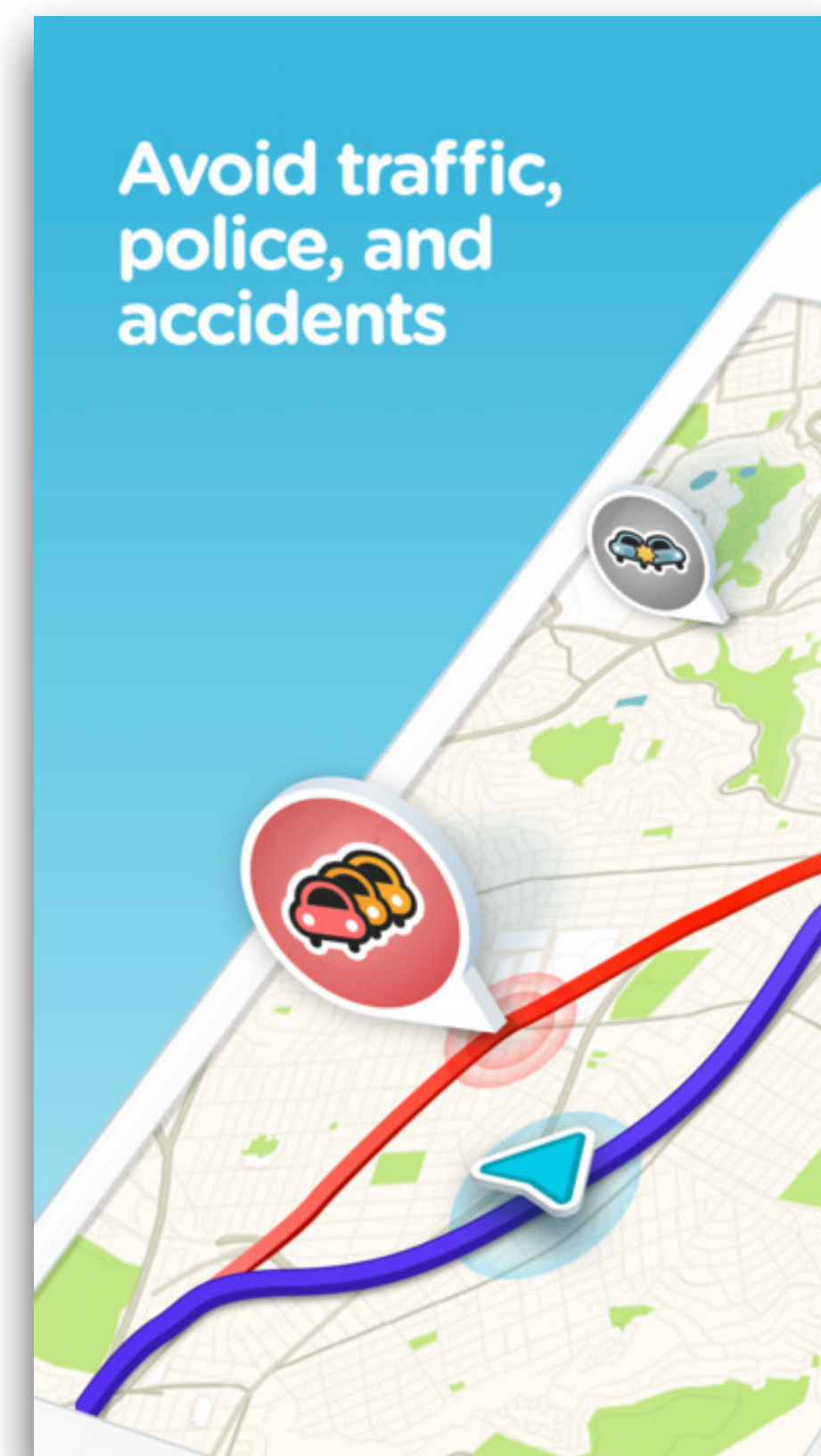
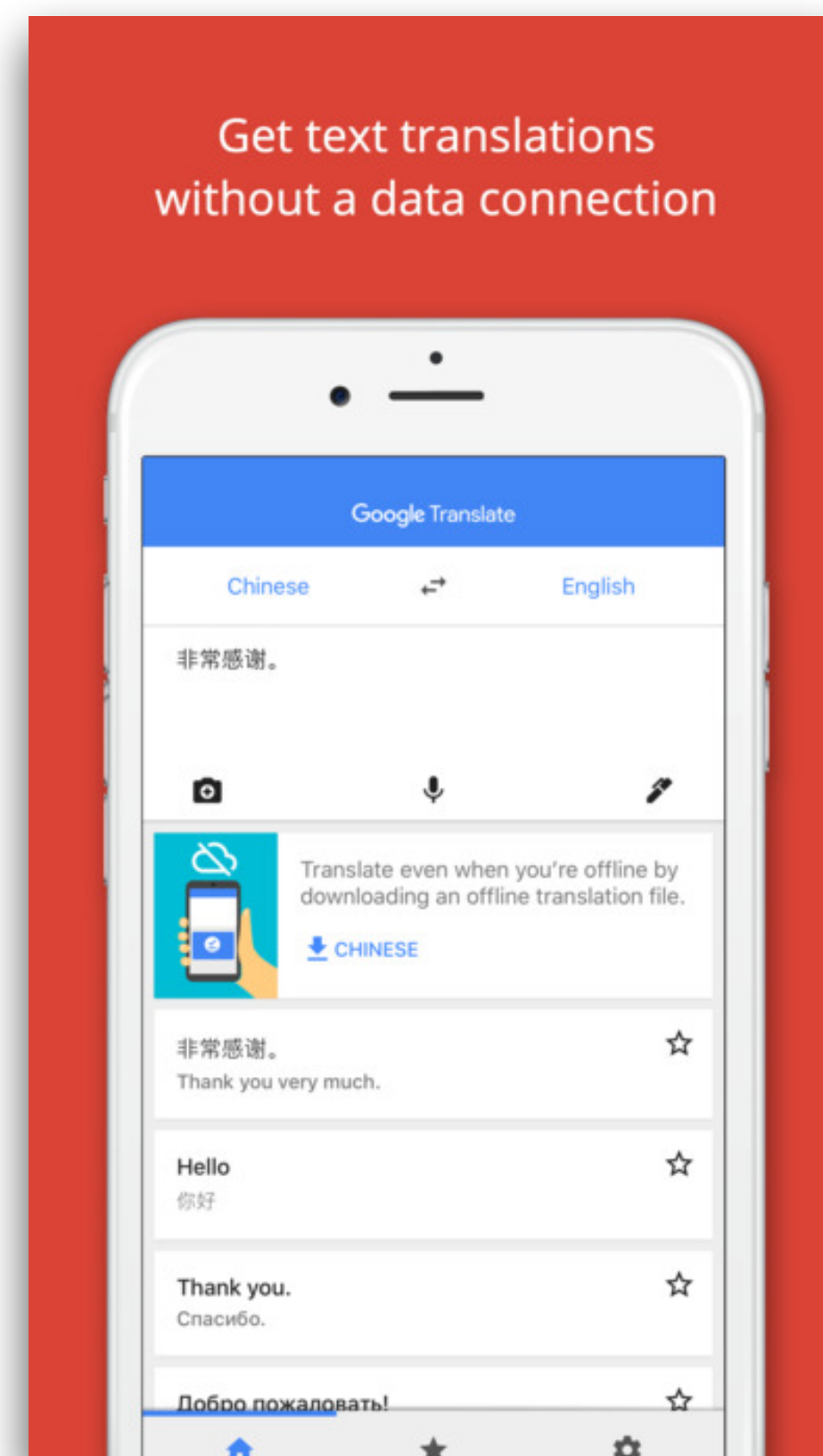
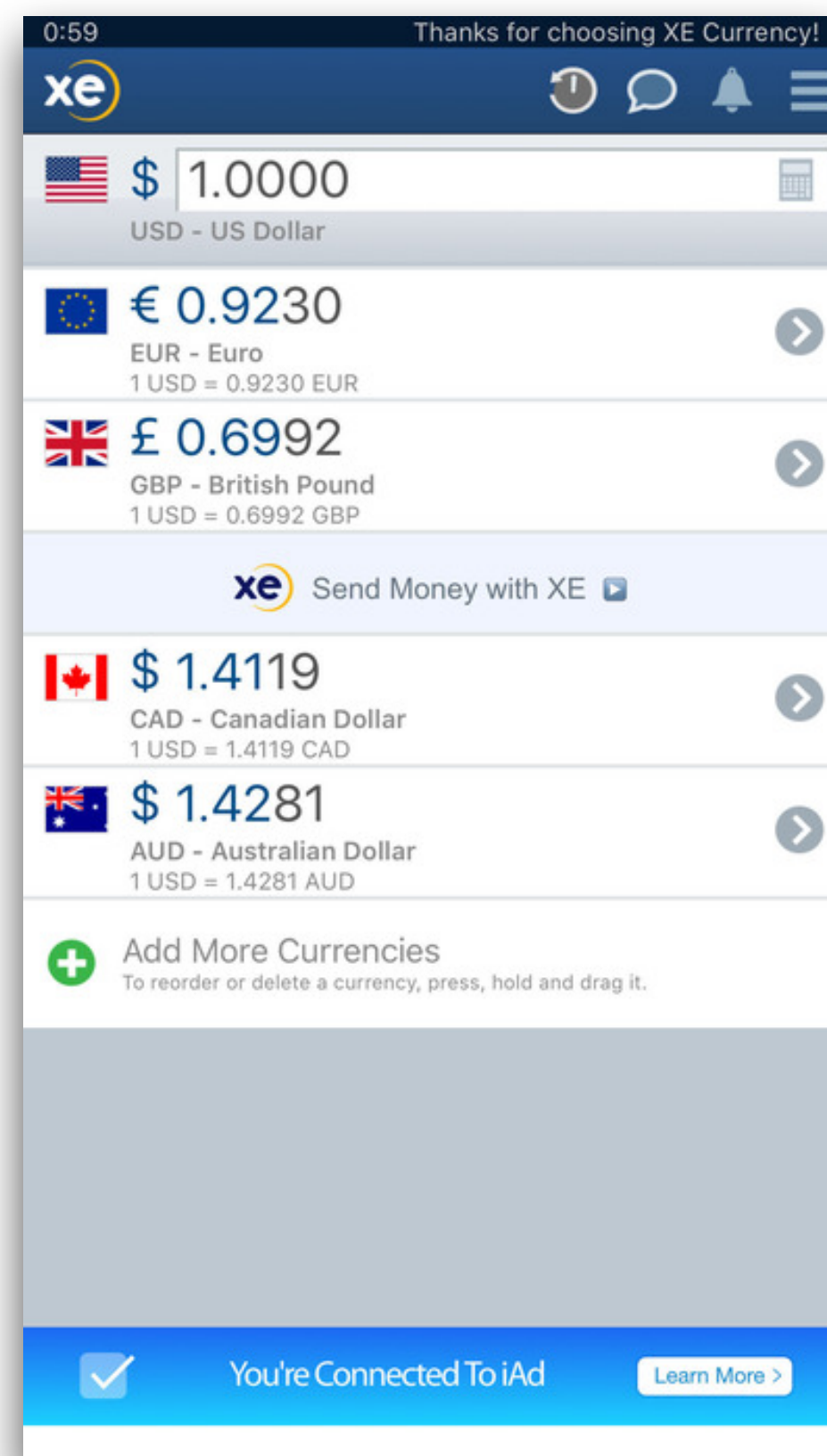
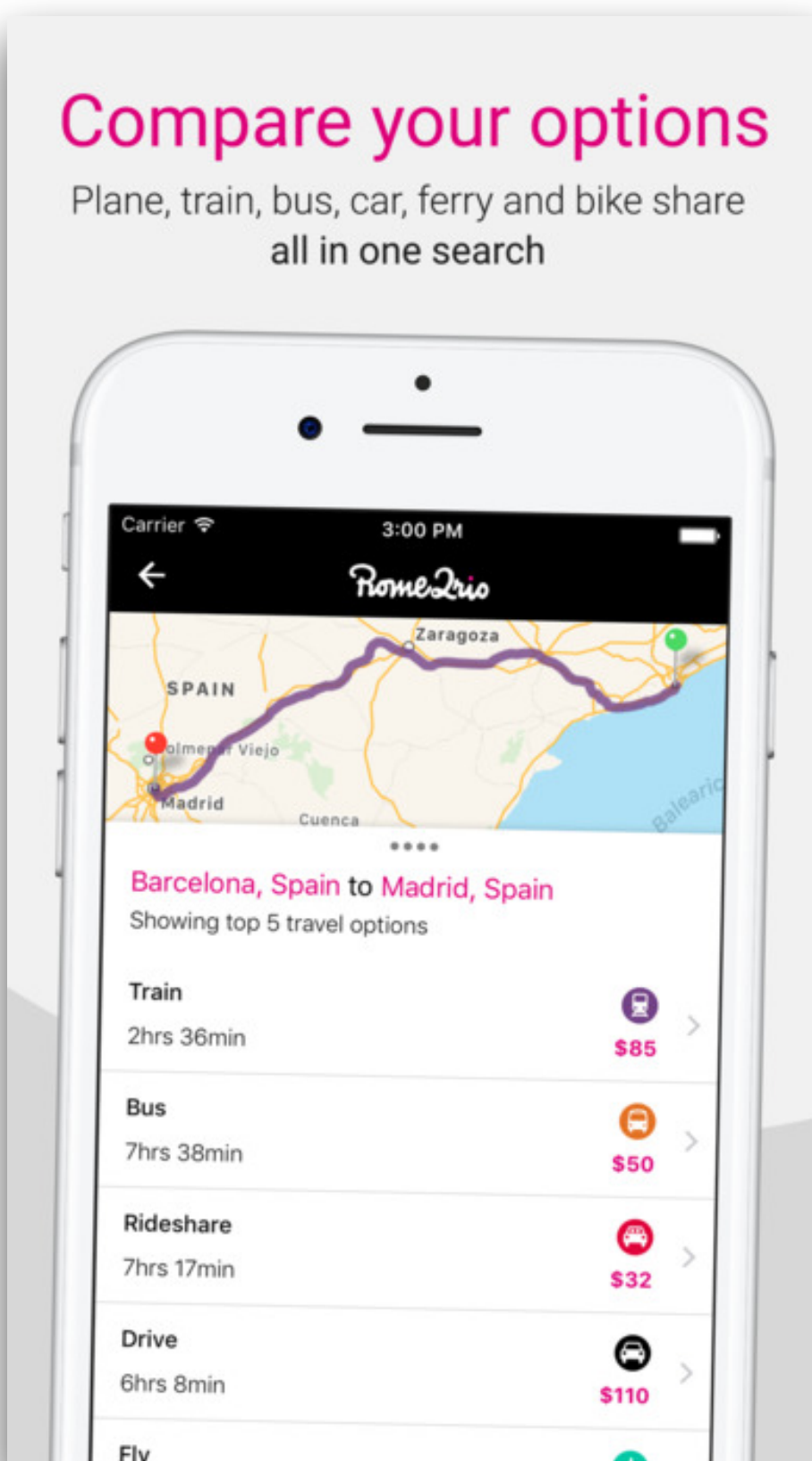
# Cove Apple Club

July 26, 2017

# Tonight's Topics

- Must-Have Travel Apps
- Everyone's Favorite Travel Tech
- Travel Routers & Dealing with Fiddly Hotel Internet





# Mike's Must-Have Travel Apps

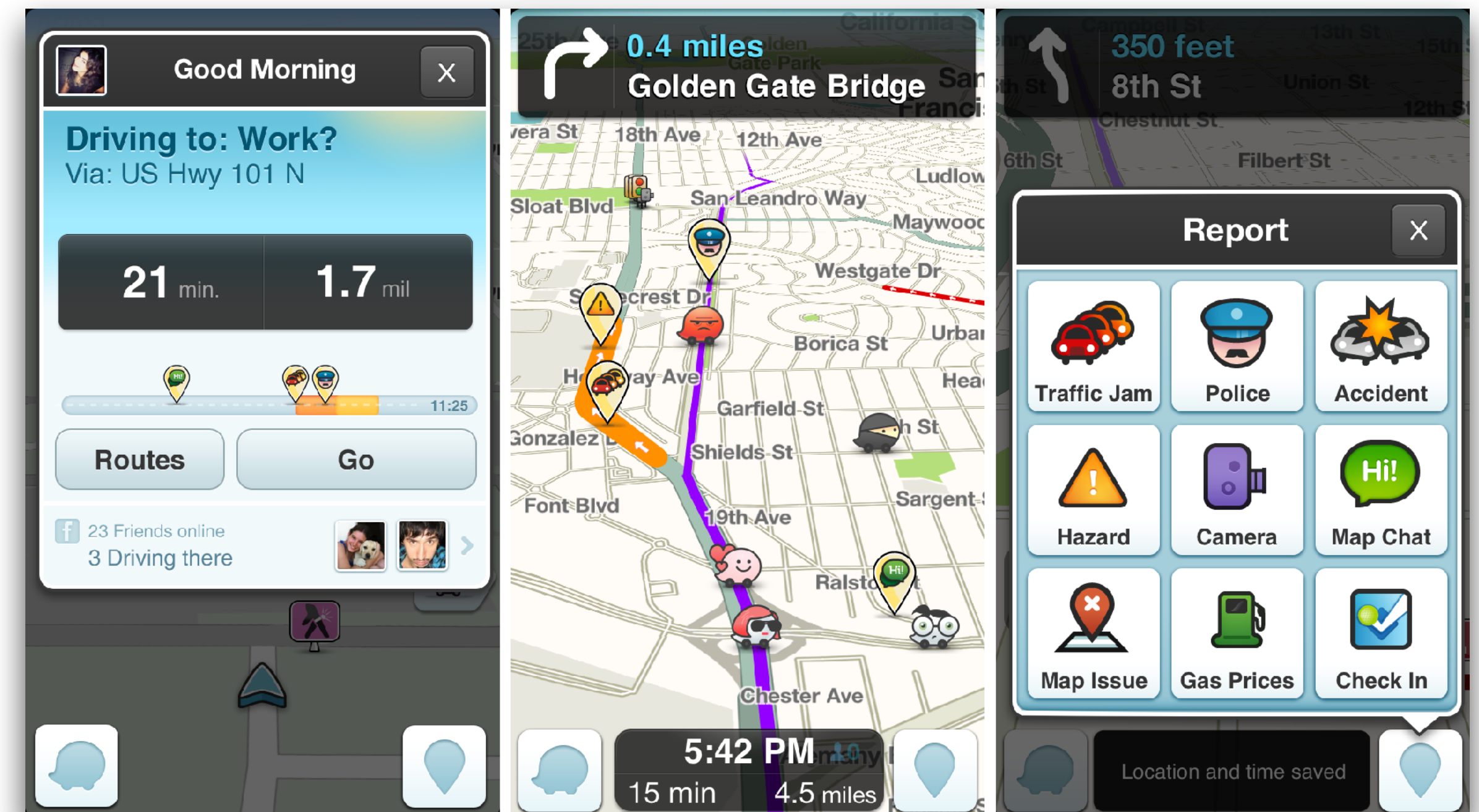
Don't Leave Home Without Them



# Waze



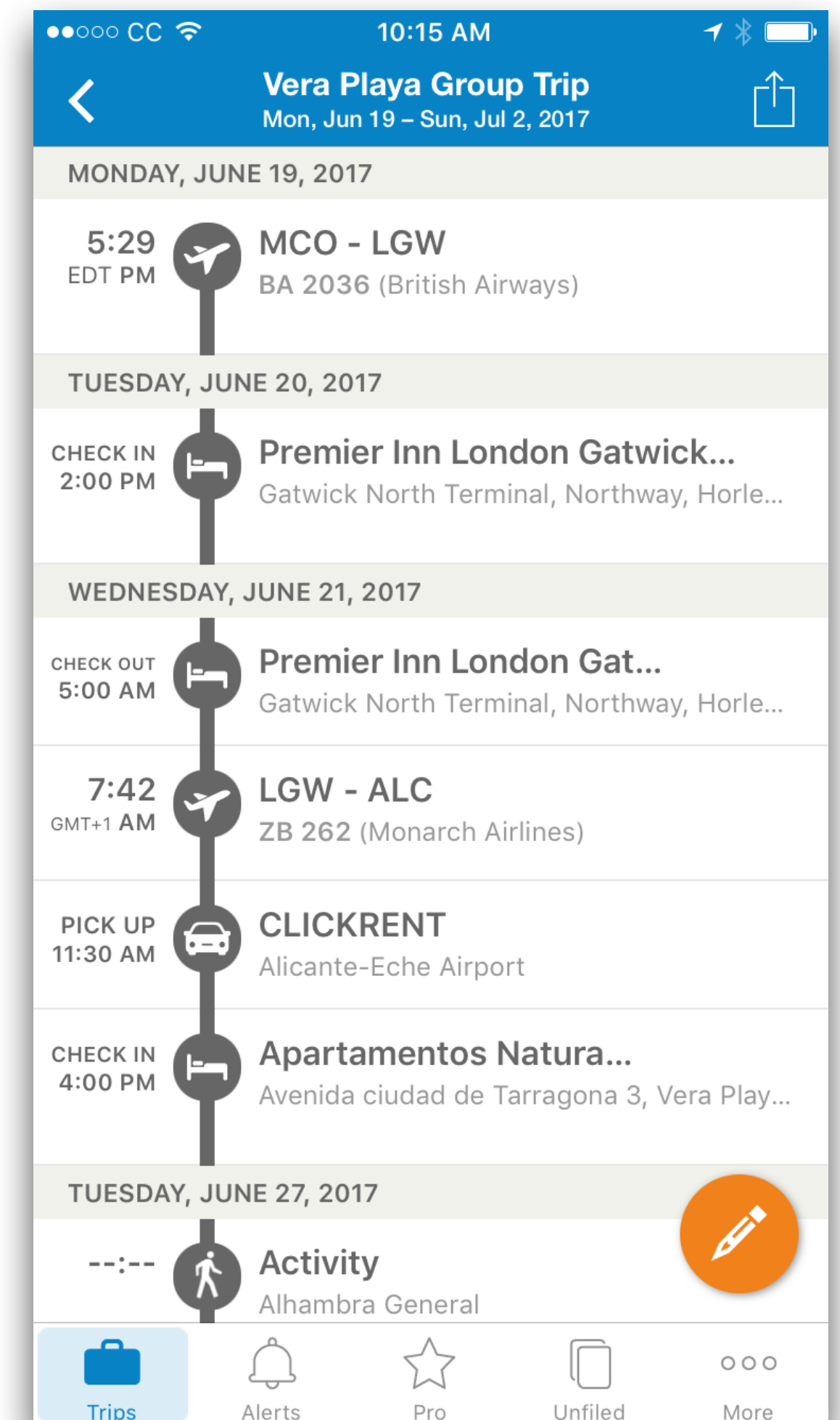
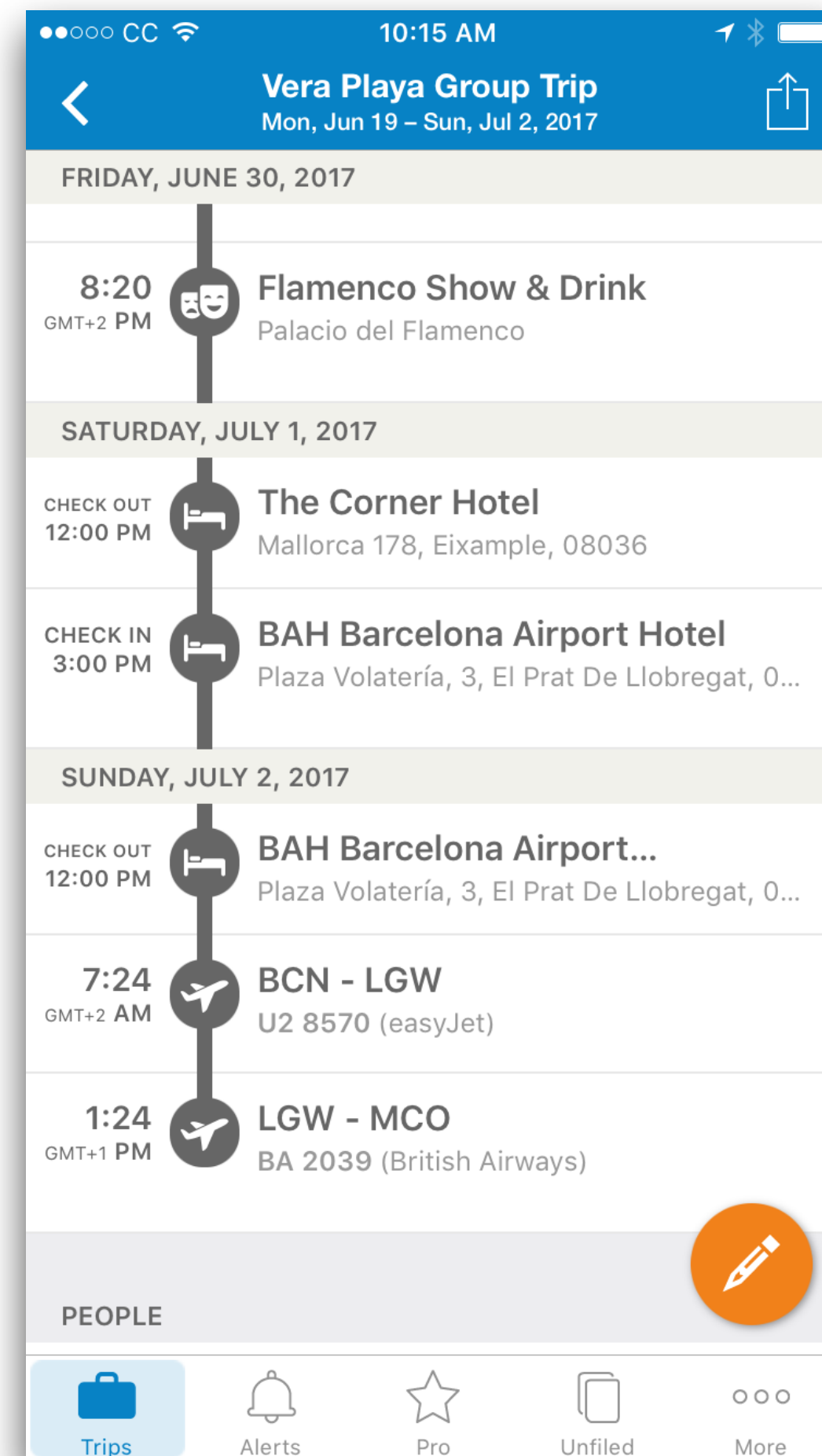
- Crowdsourced collaborative navigation from Google
- Works — most of the time; sanity checks needed
- “Free” — as in, “Google free”






# Triplt Pro


- Travel organizer and alerter
- Forward your confirmation emails to [plans@tripit.com](mailto:plans@tripit.com) and Triplt builds your trip planner automatically
- Before and on day of travel, Triplt Pro monitors your flights and connections and sends alerts & info — gates & times, connections, alternate flights, baggage claim info
- Integrates into Calendar to show your flights, hotels, etc.
- Basic functions are free; Pro version (worth it!) is \$49/year






# Triplt Pro Demo: Importing a Flight


 Never sit in a middle seat again! Get seat alerts with Triplt Pro


HomeTriptsNetworkPoint TrackerTriplt ProTeams

**Connect Sports 2017**  
Aug 21 - 24, 2017 / New Orleans, LA  
  
Planners: [Add](#)

 ☐ Private 

 Mike, you're missing a flight to New Orleans on Aug 21.  
[Search Flights with Hipmunk](#)

Mon, Aug 21New Orleans, LA:  Partly Cloudy 88°F / 78°F [Add Plans](#)



8/21/2017

**Arrive Hilton New Orleans Riverside**

Confirmation #:

Check-In

12:00 PM CDT

2 Poydras St, New Orleans, LA 70130, USA

Phone #

Check-Out

8/24/2017 (3 Nights)

6:00am

Edit

Copy

Move

Share




Delete




Guest Info

Michael Sullivan


Frequent Guest #:

Ticket #:

Concur Itinerary 08/21/2017: TRIP FROM ORLANDO TO NEW ORLEANS (FOR MICHAEL TERRELL SULLIVAN...  
  

Concur Travel  Inbox - IJA Site May 25, 2017 at 2:53 PM   
Concur Itinerary 08/21/2017: TRIP FROM ORLANDO TO NEW ORLEANS (FOR MI... [Details](#)  
To:  
2 events found in this email. [add...](#) 

**Trip Overview**  
Trip Name: Trip from Orlando to New Orleans  
Start Date: August 21, 2017  
End Date: August 24, 2017  
Created: May 25, 2017, Holli Collinson (Modified: May 25, 2017)  
Description: (No Description Available)  
Agency Record Locator: PEHMDN  
Ticket Number(s): 5268526258408  
Passengers:  
Total Estimated Cost: \$175.95 USD  
Agency Name:

**Reservations**  
**Monday, August 21, 2017**  
 **Flight** Orlando, FL (MCO) to New Orleans, LA (MSY)  
**Southwest 5981**  

**Departure: 10:35 AM**  
Seat: No seat assignment  
Orlando Intl Arpt (MCO)  
Duration: 1 hour, 40 minutes  
Nonstop

**Confirmation: MS3D53**  
Status: Booked directly in Southwest /MS3D53

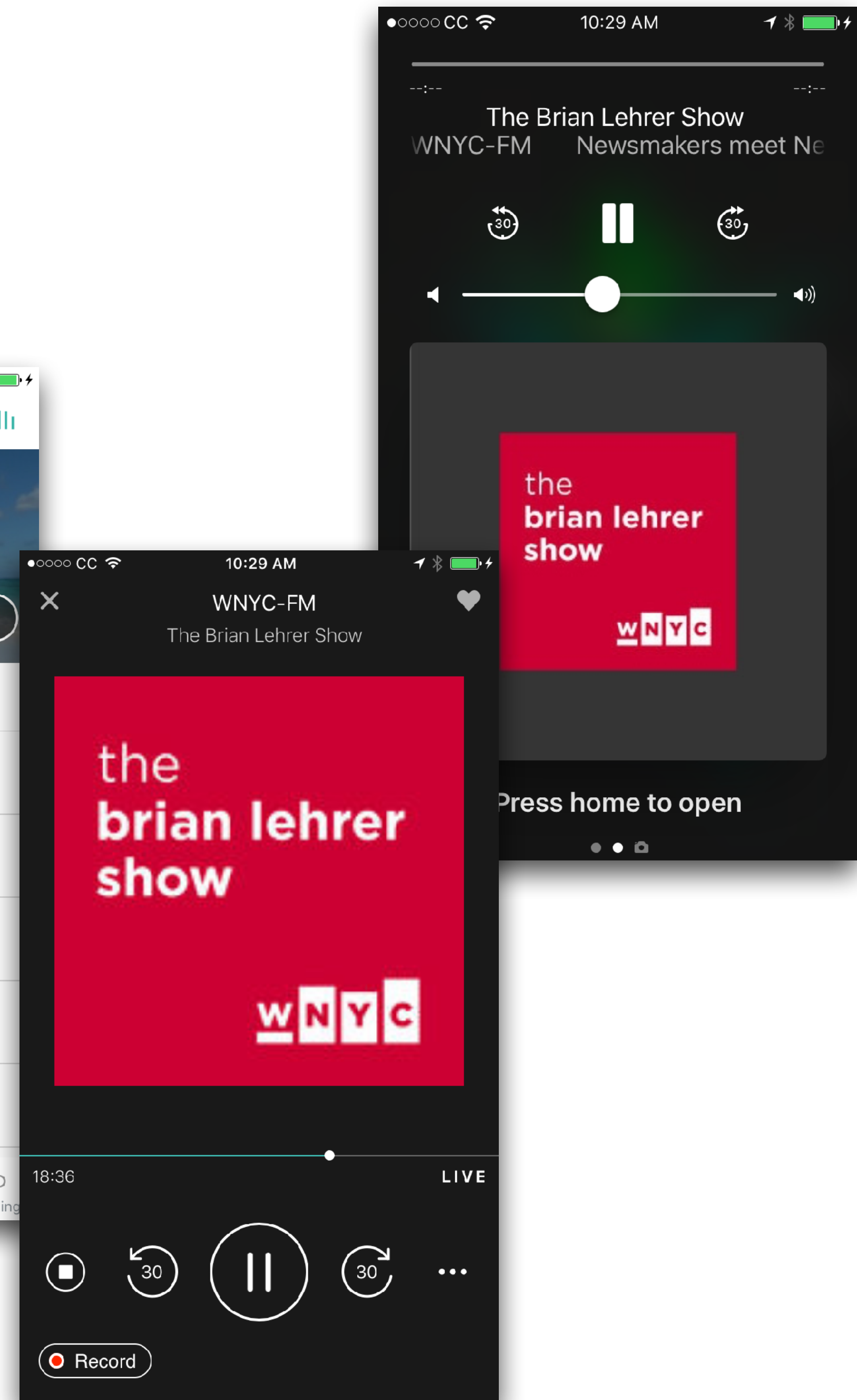

**Arrival: 11:15 AM**  
Louis Armstrong Intl Arpt (MSY)

**Additional Details**  
Distance: 550 miles  
E-Ticket  
Frequent Flyer: 886,512,000



# TuneIn

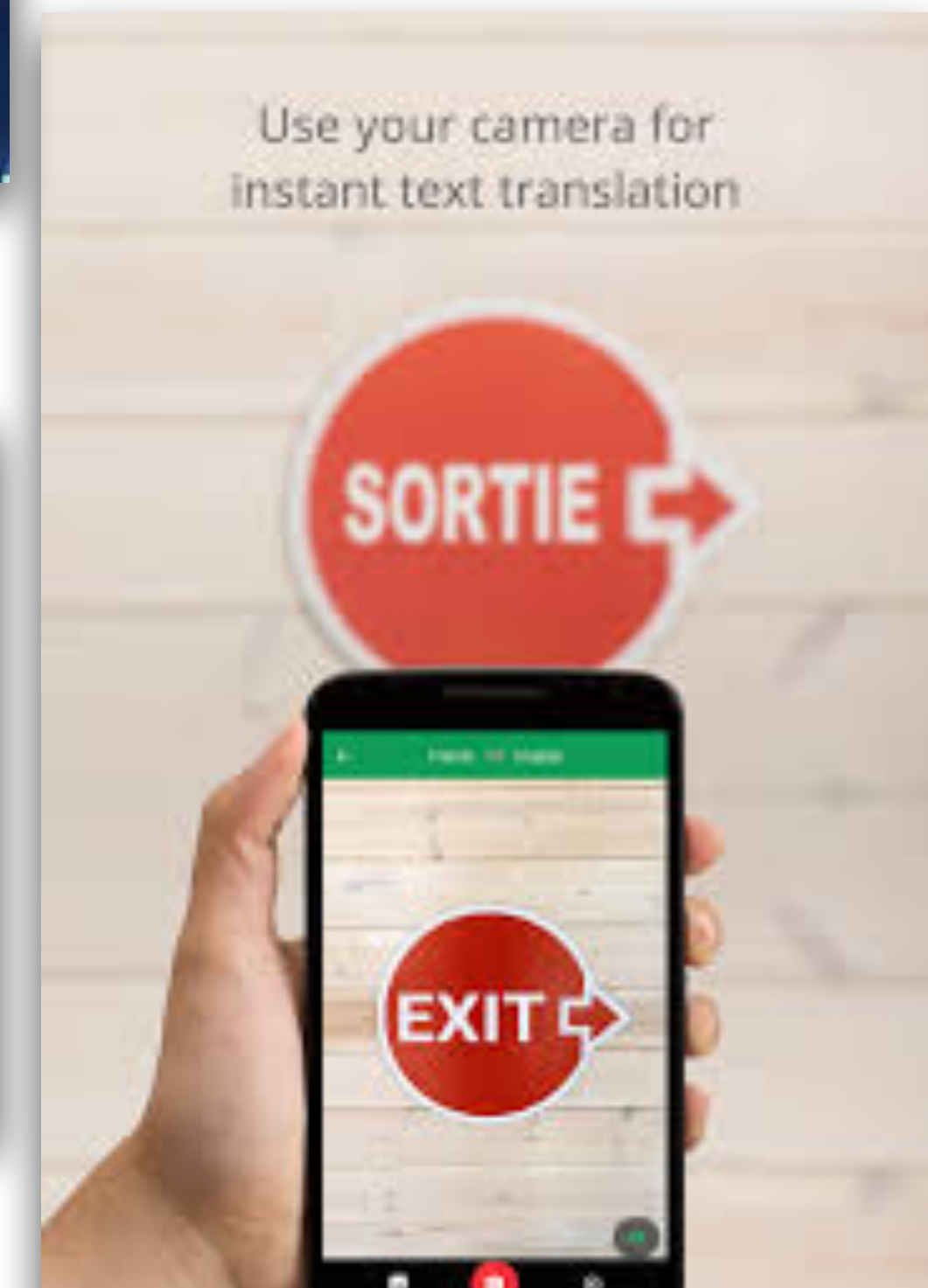
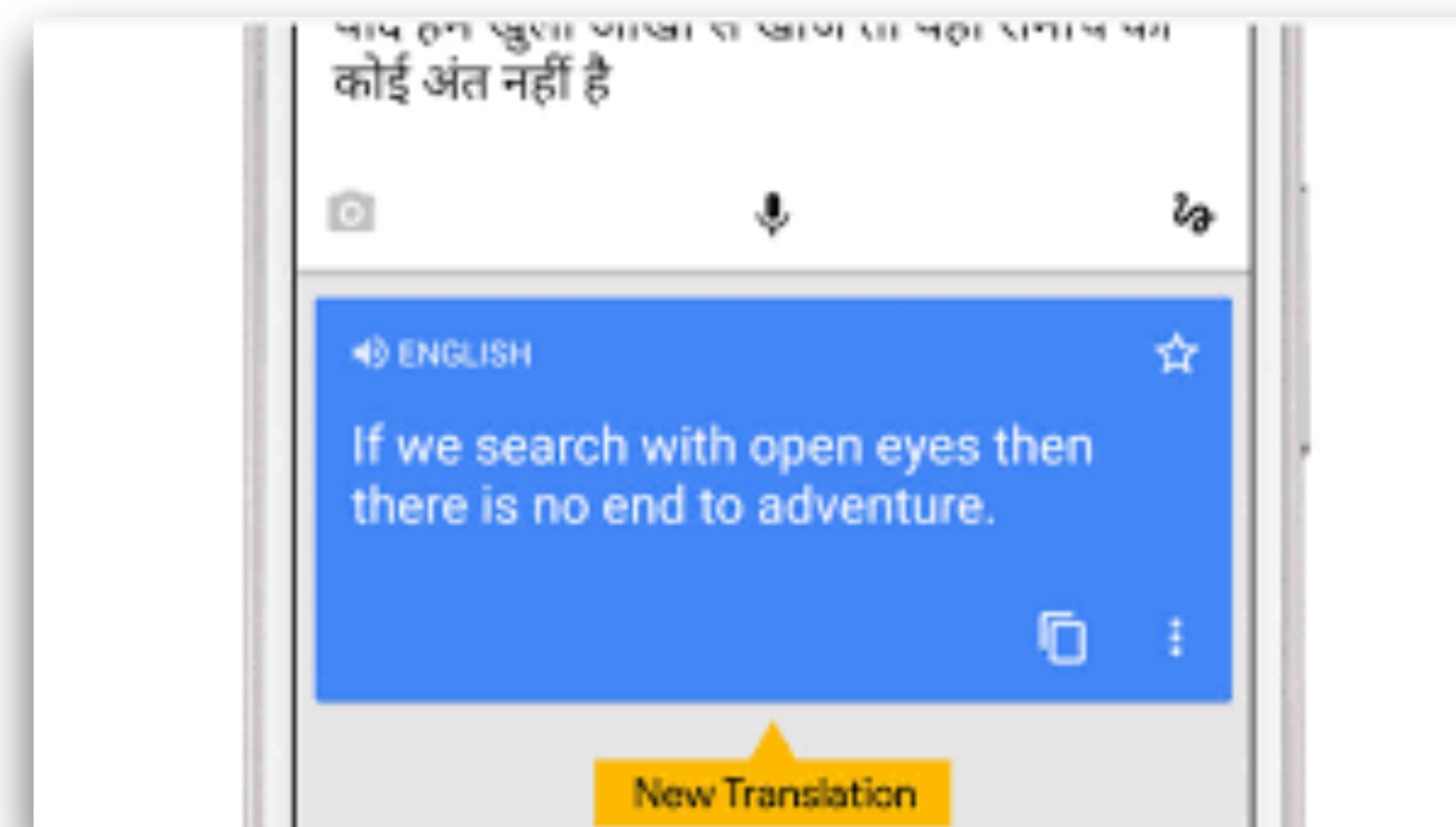
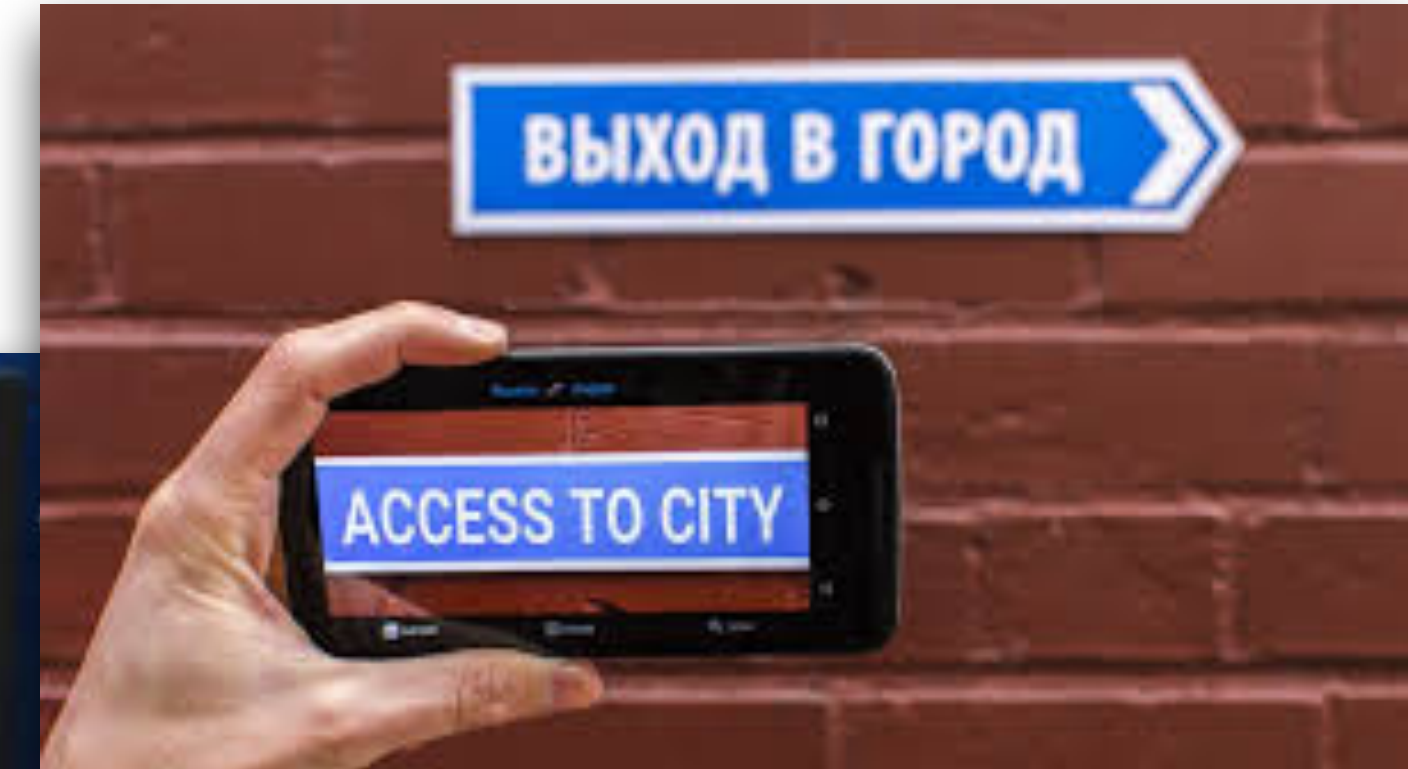
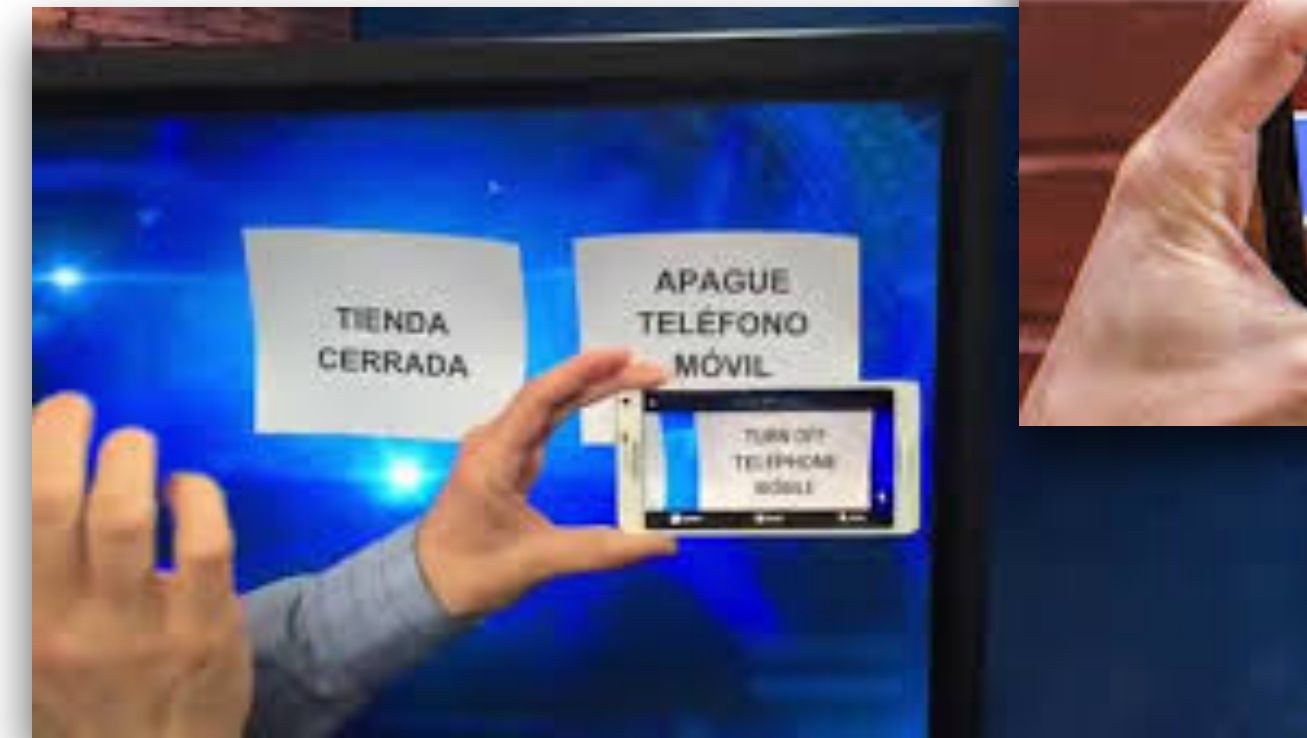
- Worldwide streaming tuner for terrestrial radio, music, podcasts, internet radio
- Keep up with news from home anytime, anywhere
- [TuneIn.com](https://tunein.com), or mobile apps for iOS, Android, Amazon Fire
- Free! Pro version does stuff I don't want or need.





# Google Translate

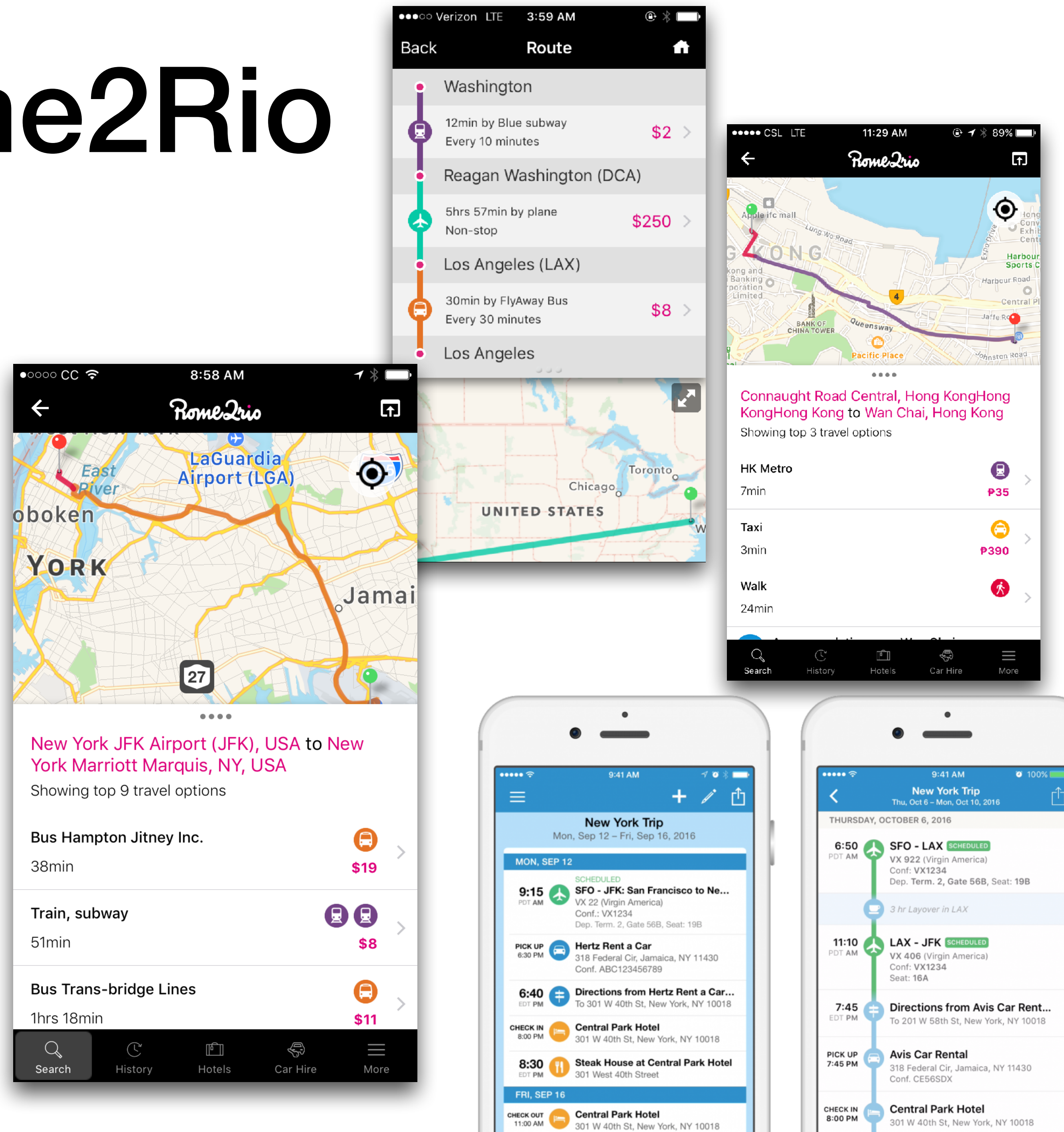
- Instantaneous language translator
- Works online or offline
- Instantly translates anything you can speak, write, type or photograph
- Free app on the iOS App Store
- Download augmented language packs for your destination languages before you leave!
- Pretty astounding.





# Rome2Rio

- Worldwide transit app — find train, subway, bus, taxi, Uber, ferry, car services
- Also suggests flights & hotels
- Works offline on previously-viewed routes
- Fast!
- Free app on iOS App Store







# Our Favorite Travel Gear





# Tools

# Micro Flashlight



- NiteCore T-Series Tube infinitely variable brightness USB rechargeable micro flashlight
- Two pre-set brightness levels + variable brightness
- Weighs less than two nickels
- Up to 48-hour runtime, recharge via USB
- \$12 from Amazon



# Micro Multi-Tool



- Leatherman Micra Keychain Size Multi-Tool
- Only 2.5” long and 1.8 oz. - tiny, but must be placed only in checked luggage
- 10 tools including spring-action scissors, bottle opener, tweezers, nail file, pick, ruler, two screwdrivers
- 25-year warranty, made in USA (some models)
- \$25 from Amazon

# Super Loud Emergency Whistle



- Fox 40 Sonik Blast CMG Marine Whistle with Breakaway Lanyard
- 120db sound power — temporarily deafening at close range; can be heard up to 2 miles over water, 1 mile on land
- Works wet or dry; 4-chamber / 2 resonator pea-less design for highest reliability
- Comes with all-stainless steel split ring and breakaway lanyard
- \$9 from Amazon



# Mini Driver



- Picquic 06102 Teeny Turner 7-Bit Micro Driver
- Contains 2 Philips, 2 Slotted, and 3 Torx bits
- Perfect for tightening screws on eyeglasses and gaining access to hotel thermostat covers, remote control battery compartments, wall plates, and other “forbidden” areas
- \$7.25 from Amazon



# Connect & Power



# Ethernet Connectivity



- Amazon Basics USB 3.0 to Gigabit Ethernet adapter
- Connects Macs or PCs to Gigabit Ethernet over USB 2.0/3.0 port
- Half the price of Thunderbolt adapters: \$12 from Amazon
- Cable Matters 3' Cat6 Snagless Ethernet Patch Cables, pack of 5
- Use to connect Mac to Ethernet adapter & travel router
- \$11 for pack of 5 from Amazon



# Charge



- Anker Quick Charge multi-USB travel charging pods
- Charges 2-4 USB devices at high speed using intelligent charging ICs
- Lets you power and charge up to four devices from one AC outlet; all are world sets that will work internationally with just a plug adapter
- \$18-39 from Amazon; dozens of models available



# Portable Power/Charge




- Anker PowerCore 10000 portable battery pack
- 10,000mAh capacity
- Recharges your iPhone when AC power is not available; perfect for long flights
- Charges an iPhone 6 from flat to full 2-3 times on one charge
- Runs a mini travel router for four days +
- Comes with stuff bag & charge cable
- Dozens of sizes/models available
- \$20-\$90 from Amazon

# World Plug Adapters



- Kikkerland UL03-A Universal Travel Adapter
- Smallest 100-country adapter available
- Morphs into a 2-prong adapter for all of EU, UK, Australia / NZ, India, Japan, China, many more
- \$9 at Amazon





# World Plug Adapters




US / JP




AUS / NZ



EUROPE



UK



UK

- Maxah MX-UC1 Surge Protector All in One Universal Travel Wall Charger AC Power Plug Adapter
- Compatible with receptacles in 150 countries
- Hundreds of makes & models available
- \$6-\$19 on Amazon





**Amazon Basics Universal  
Travel Case for Small Electronics**  
**\$10.49**



**Anker 4-Port  
USB 3.0 Hub**



**Amazon Fire TV Stick  
HD Streaming Stick**  
**\$39.99**



**Amazon Tap Alexa-Enabled  
Portable Bluetooth Speaker**  
**\$129**



**Amazon Kindle Paperwhite  
eReader (7th Generation)**  
**\$119**





**Verbatim Tuff n' Tiny  
4Gb USB Flash Drive**  
**\$10**



**eBags TLS Professional  
Slim Laptop Backpack**  
**\$99 at [ebags.com](http://ebags.com)**

# Miscellaneous





# Travel Routers





# The Vagaries of Hotel Wi-Fi

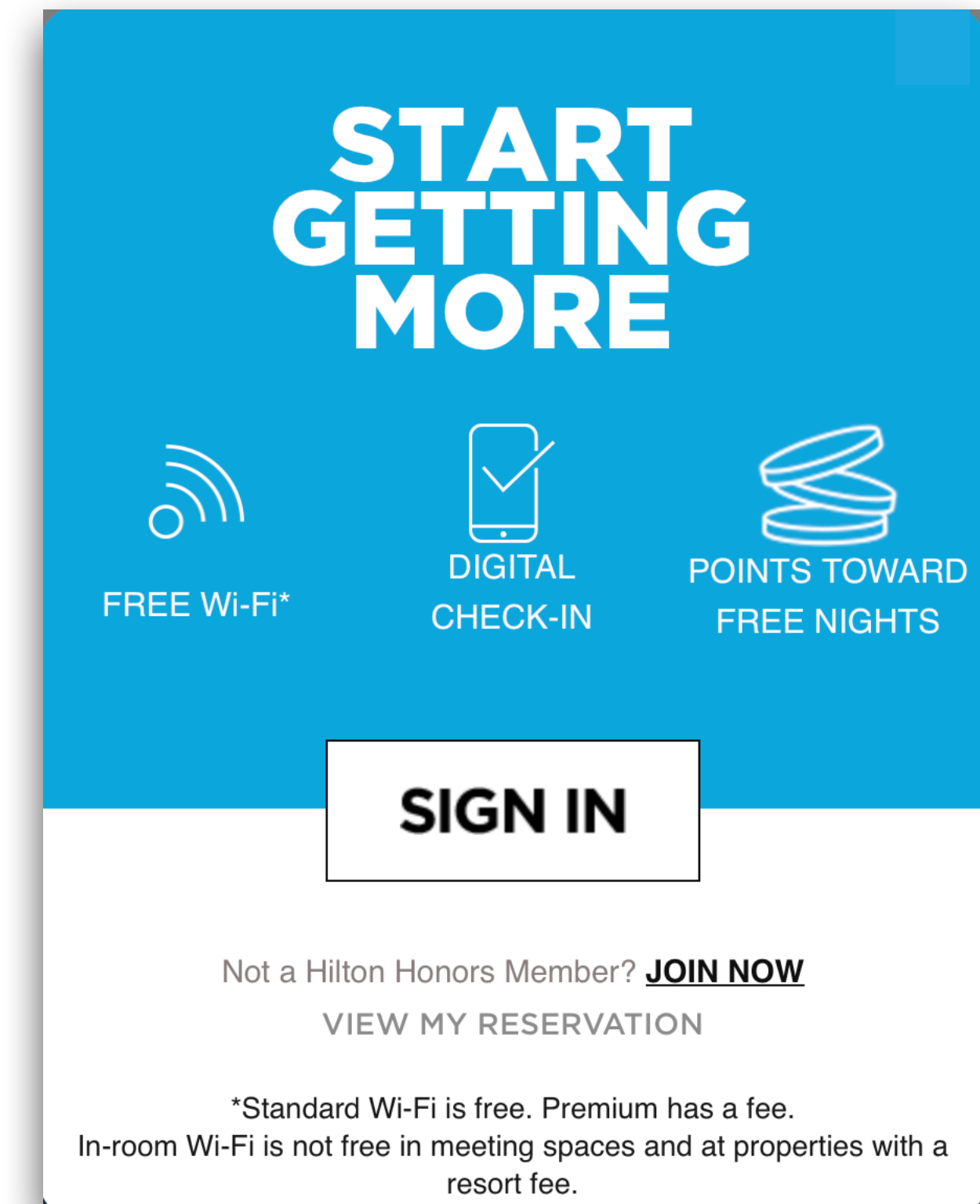
“Home is where the Wi-Fi connects automatically.”

— *Mike's Wi-Fi Maxim*



# The Vagaries of Hotel Wi-Fi

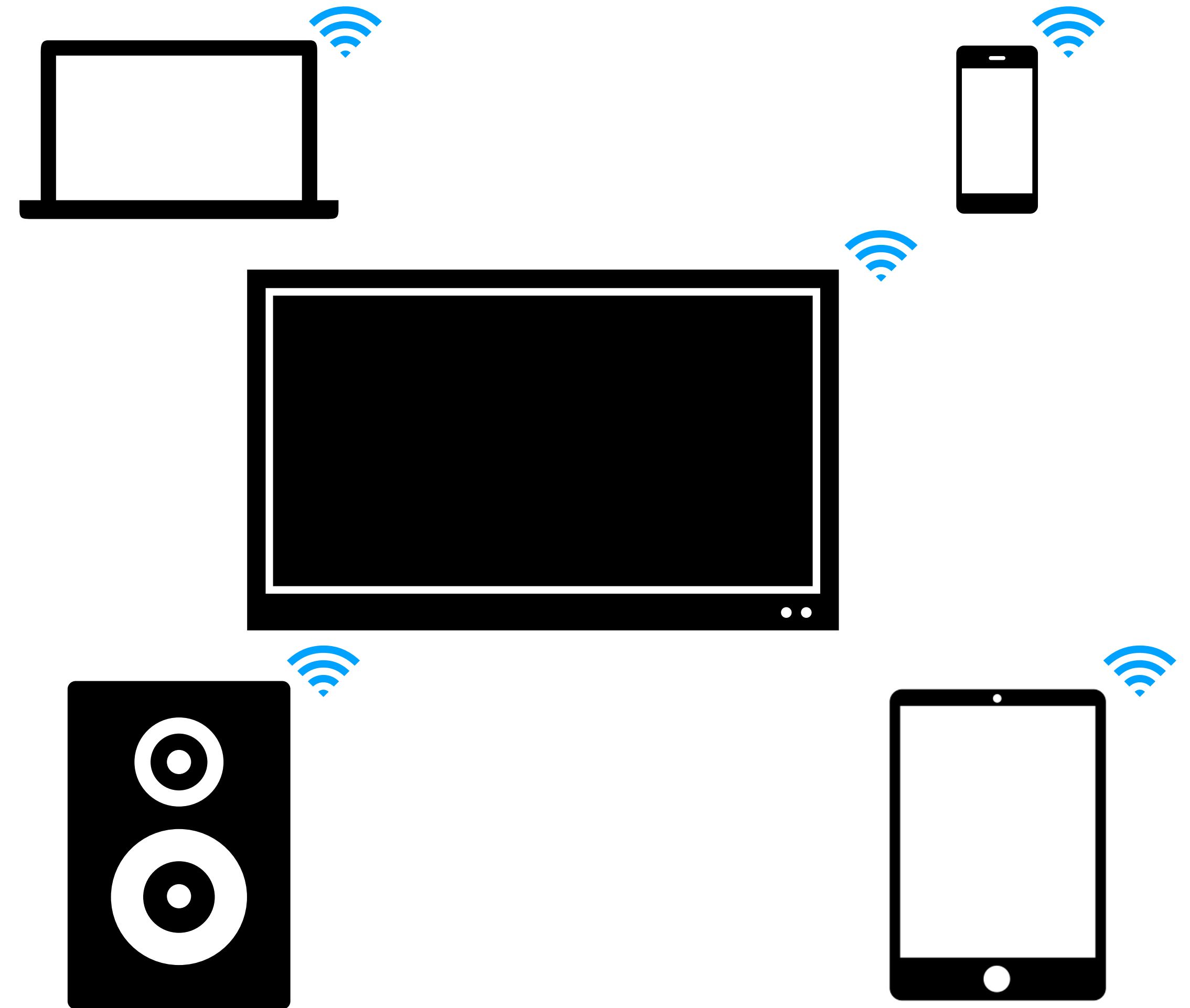
- The best hotels have the fiddliest Wi-Fi!
  - Login pages, device limits, per-guest passwords, 24-hour timeouts
  - Required to sign-in on each device, sign-in again each day, fiddly passwords & login screens, etc.
- The cheapest hotels have the simplest Wi-Fi!
  - Wide-open, free, and easy
  - No device limits, timeouts, stop pages or login



▪ Complimentary in-room and lobby Standard Internet access during stays at Waldorf Astoria™ Hotels & Resorts, Conrad® Hotels & Resorts, Canopy™ by Hilton, Curio - A Collection by Hilton, Hilton Hotels & Resorts, DoubleTree by Hilton™, Tapestry Collection by Hilton™, Embassy Suites Hotels™ and Hilton Grand Vacations™


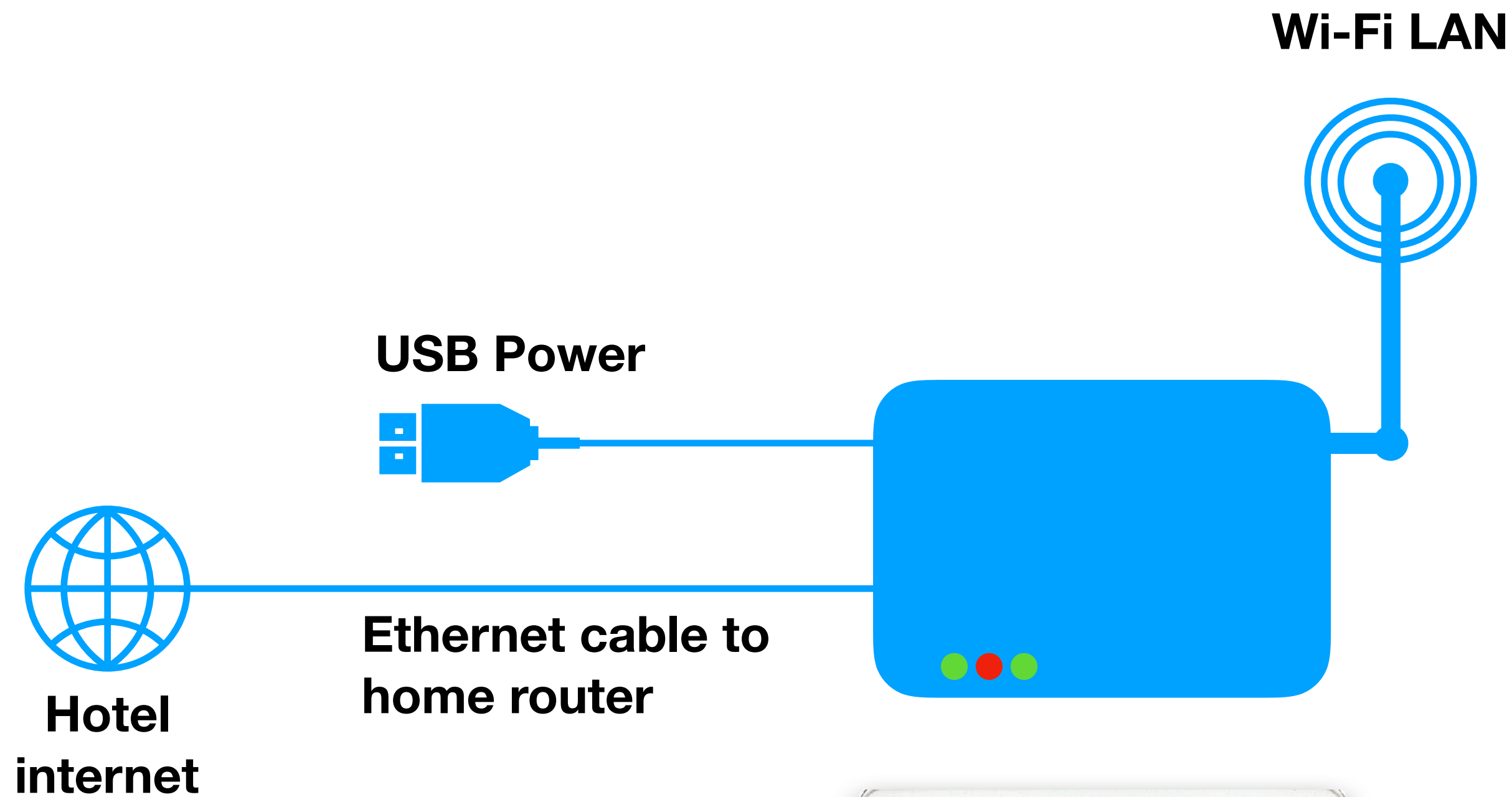
# Fiddly Hotel Wi-Fi is a Hassle

- Most people have at least 2 Wi-Fi-connected gadgets with them on their trips:
  - Smartphone, laptop, tablet, smart speaker, video streaming stick
- Better hotels will limit you to 1-3 devices per guest, and many make you login to the network every day around checkin time
- And since every hotel is different, your devices aren't able to "remember" their login credentials and login automatically like they do at home




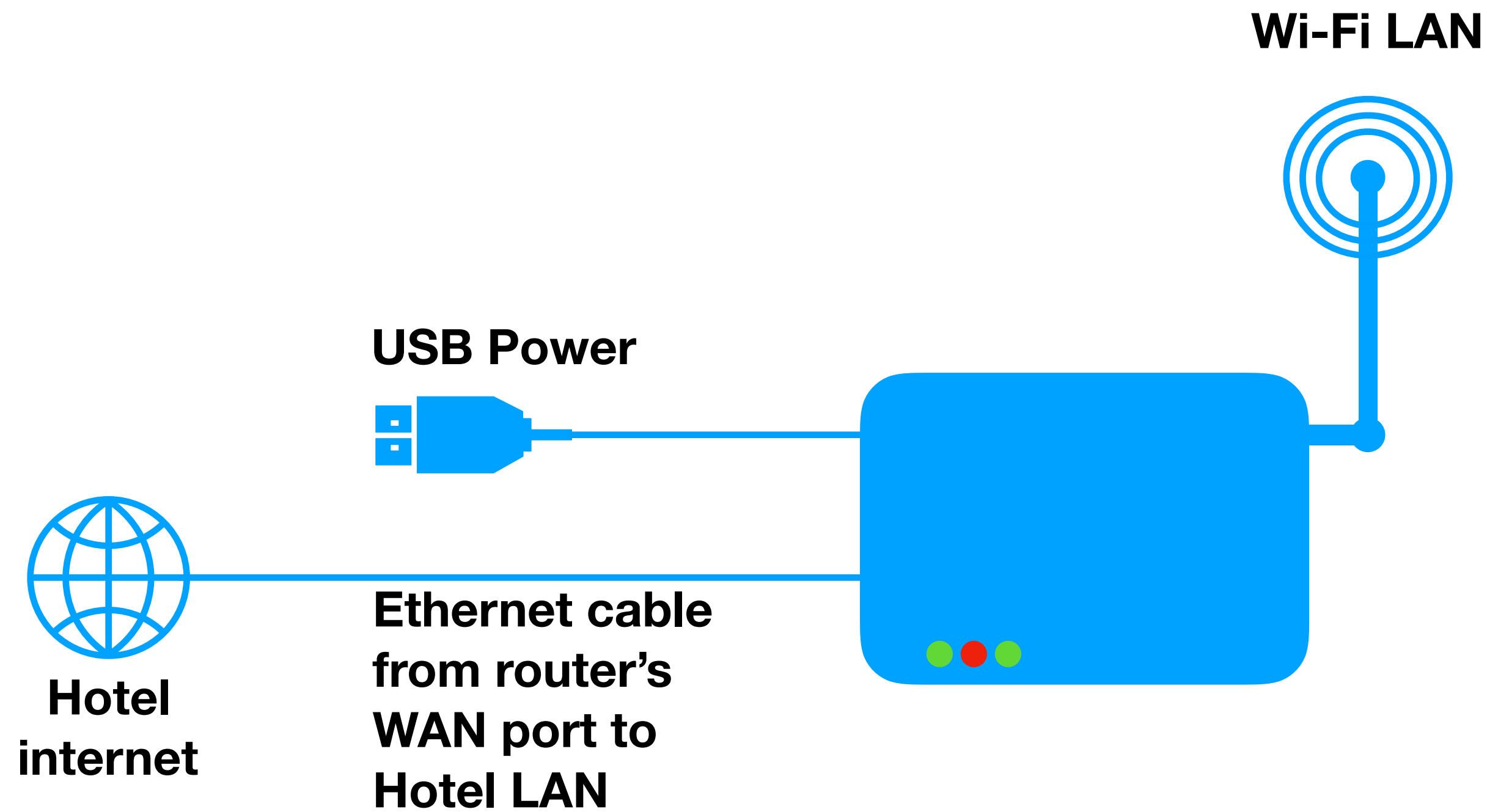


# Prep Step: Before You Leave Home




1. Follow router's instructions to connect to router over Wi-Fi using default address & password
2. Use config pages to set your own Wi-Fi preferences: network name & password, etc.
3. Connect all other travel gear to new travel router network so that they "learn" the new network credentials

# Method 1: Hotel Wired Ethernet



1. Open laptop & connect to travel router using previously-stored password (just like at home)
2. Surf to an arbitrary page or be taken to hotel internet login “stop” page
3. Enter hotel internet credentials **ONCE**. Now the router is “authorized” to talk on the hotel’s LAN & internet
4. All of your other devices login automatically to your travel router using previously-stored password (just like at home)





USB Power to router  
from USB power hub


Ethernet cable to router  
WAN port from hotel's wired  
Ethernet port

Ethernet cable on back  
of lamp base to hotel's  
Ethernet wall jack



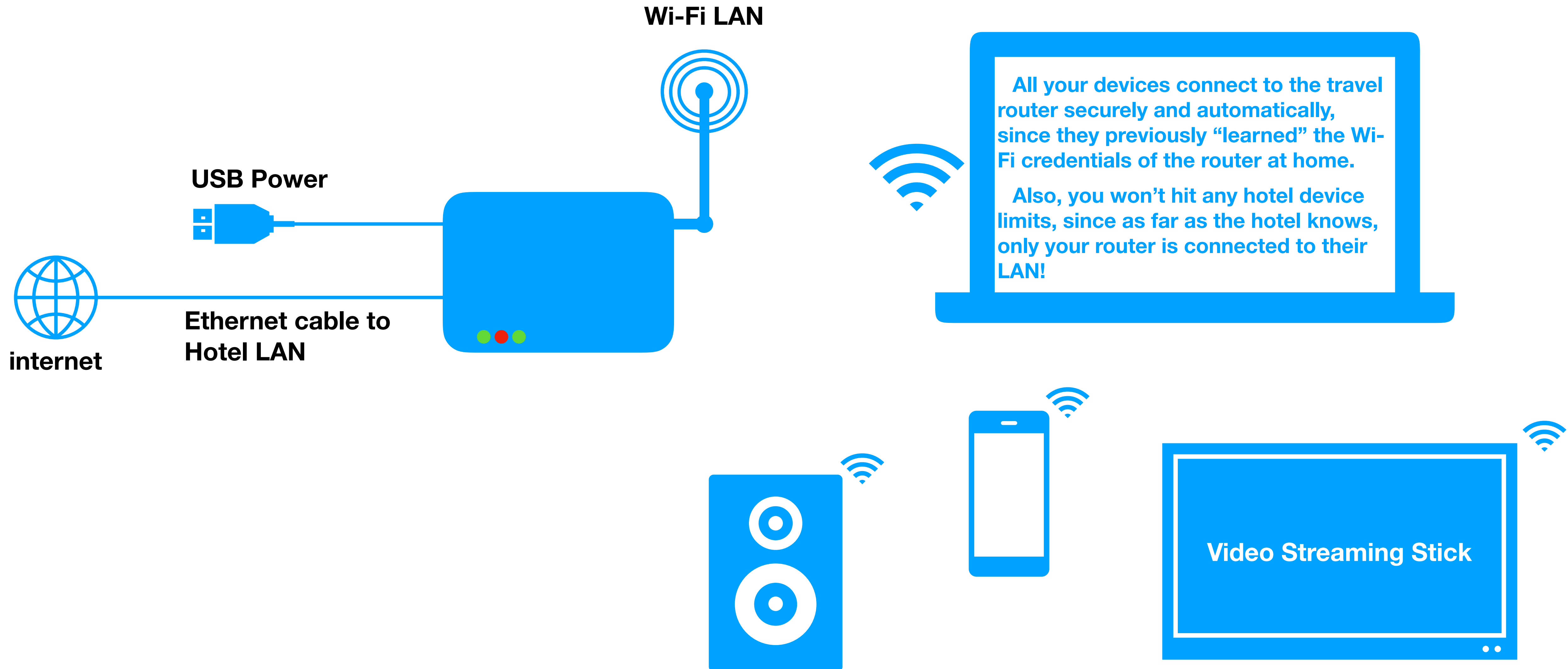






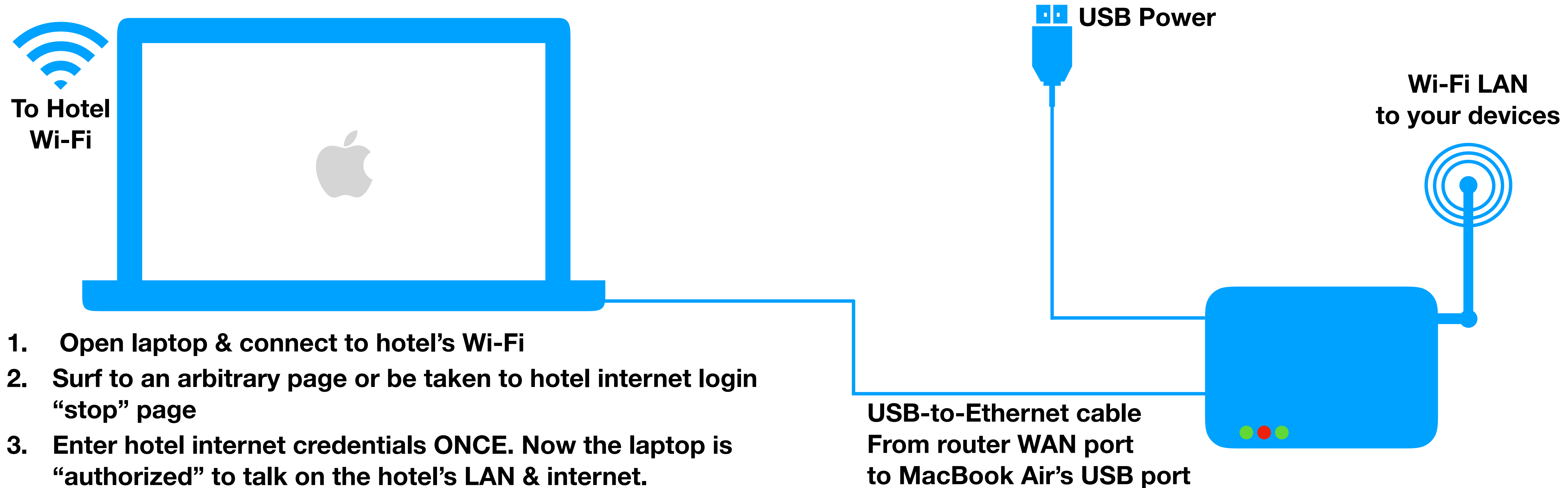
SSID: MikeNet  
Pswd: 44441313

# Wi-Fi Goodness



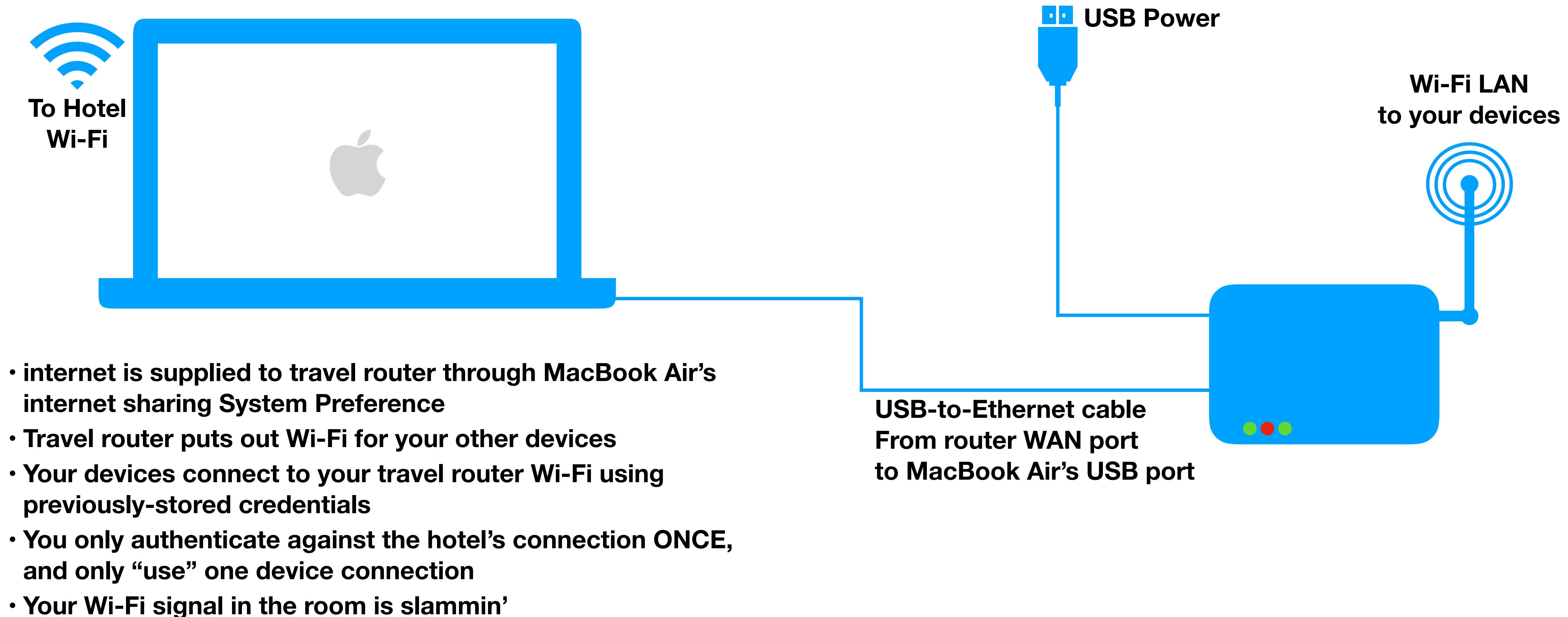


# Method 2: Hotel Wi-Fi Only



1. Open laptop & connect to hotel's Wi-Fi
2. Surf to an arbitrary page or be taken to hotel internet login "stop" page
3. Enter hotel internet credentials **ONCE**. Now the laptop is "authorized" to talk on the hotel's LAN & internet.
4. Turn on internet sharing in System Preferences → Sharing
5. Configure internet Sharing to share the connection from Wi-Fi to Ethernet port. This will provide an internet connection to the travel router.
6. All of your Wi-Fi devices connect automatically to your router, using only one "connection" to the hotel's system!

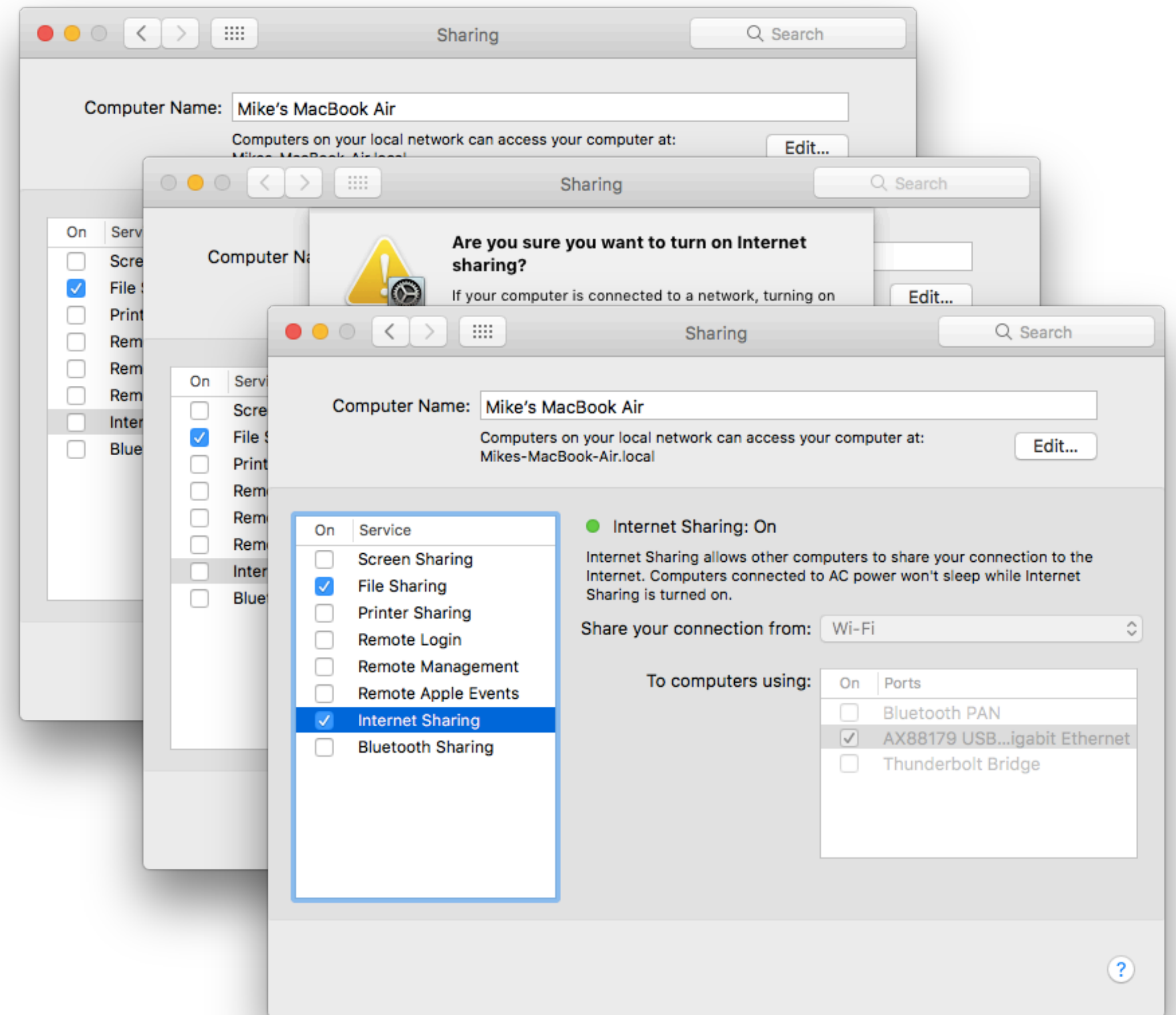
# Wi-Fi Goodness





# Notes on Both Methods

- Most hotels make you login each day of your stay. If your connection goes dead at about the time you first connected during your stay, you will need to login again through the laptop browser to re-establish your credentials with the hotel system.
- You can continue to use the laptop as usual — just keep it connected to the router and AC power.
- The Mac must be left running 24/7 but the screen can be closed; it never sleeps when internet sharing is on.



# Travel Routers

- A true technical miracle of engineering and manufacturing
- Dozens of units on the market, from \$200 down to \$20 or less
- AirPort Express was the first of the lineage; now many, many more smaller and cheaper
- So cheap and useful, it's just silly not to have one handy — just in case!





# But, what are they good for?



- Use in hotel rooms that have wired internet - connect all your devices with one login
- Use as your main router in the RV park!
- Use as a wireless repeater to bring Wi-Fi to areas in your home with low signal strength
- Carry in your technical “go-bag” for ad-hoc network troubleshooting
- Keep handy as a backup/spare router in case your main home router honks the bobo

# Get around hotel stop pages / device limits

- Most hotels, even premium-brands, limit the number of devices you can connect to their network, **and** you have to log in from each device — big hassle!
- Some also prohibit connecting streaming boxes (Roku, Apple TV, Fire TV) to their networks
- And most hotel Wi-Fi networks are not encrypted, meaning your over-the-air traffic is not secure unless using HTTPS sites
- Travel routers get around all of these issues!





# Other Neat Things They Can Do

- Act as a Wi-Fi “repeater,” extending the range of your main Wi-Fi signal, and/or providing a secure sub-net on your home LAN (guest network)
- Act as a wireless-to-wired bridge, to bring Ethernet cable connectivity in a Wi-Fi-only environment
- Share USB/thumb drives on the LAN through the USB port
- Act as a wireless webcam bridge: plug a webcam into router’s USB port, view it on the internet
- Run for days on the power from a small cellphone charge bank, or from a solar panel/battery bank



# A Few Good Ones: Apple AirPort Express

- \$99 new or \$79 like new through Apple's refurb page
- Super-easy setup & admin; great security; smooth integration with iOS & macOS, small and silent; uses AC power
- Plenty of power & features to cover any home in the Cove
- LAN port to connect to switch/PC/Mac Ethernet
- Guest Network, dual-band 802.11a/b/g/b 2.4Ghz & 5Ghz
- Has a dozen uses around the home, office and hotel room, or wherever good networking is needed
- ✓ Mike tested and approved!





# A Few Good Ones: TP-Link TL-WR802N

- \$29.99 list, \$28 shipped from Amazon
- Tiny, weighs just 34g (less than six quarters!); runs from USB power
- Supports Router, Access Point, Wi-Fi Client, Repeater and WISP operation modes
- A little tricky to admin & change modes







# A Few Good Ones: GL-Inet GL-AR150

- \$26 shipped from Amazon with external 2dbi antenna
- Weighs 42g / 1.5 oz.; runs from USB power
- Supports Router, Access Point, Wi-Fi Client, Repeater and WISP operation modes; supports DDNS, VOIP, etc.
- USB port for webcam and thumb drive support; LAN port to connect to switch/PC/Mac Ethernet
- Runs DD-WRT firmware, perfect for tinkering and user mods
- Simple interface & quick, secure setup
- ✓ Mike tested and approved!







# Demo!

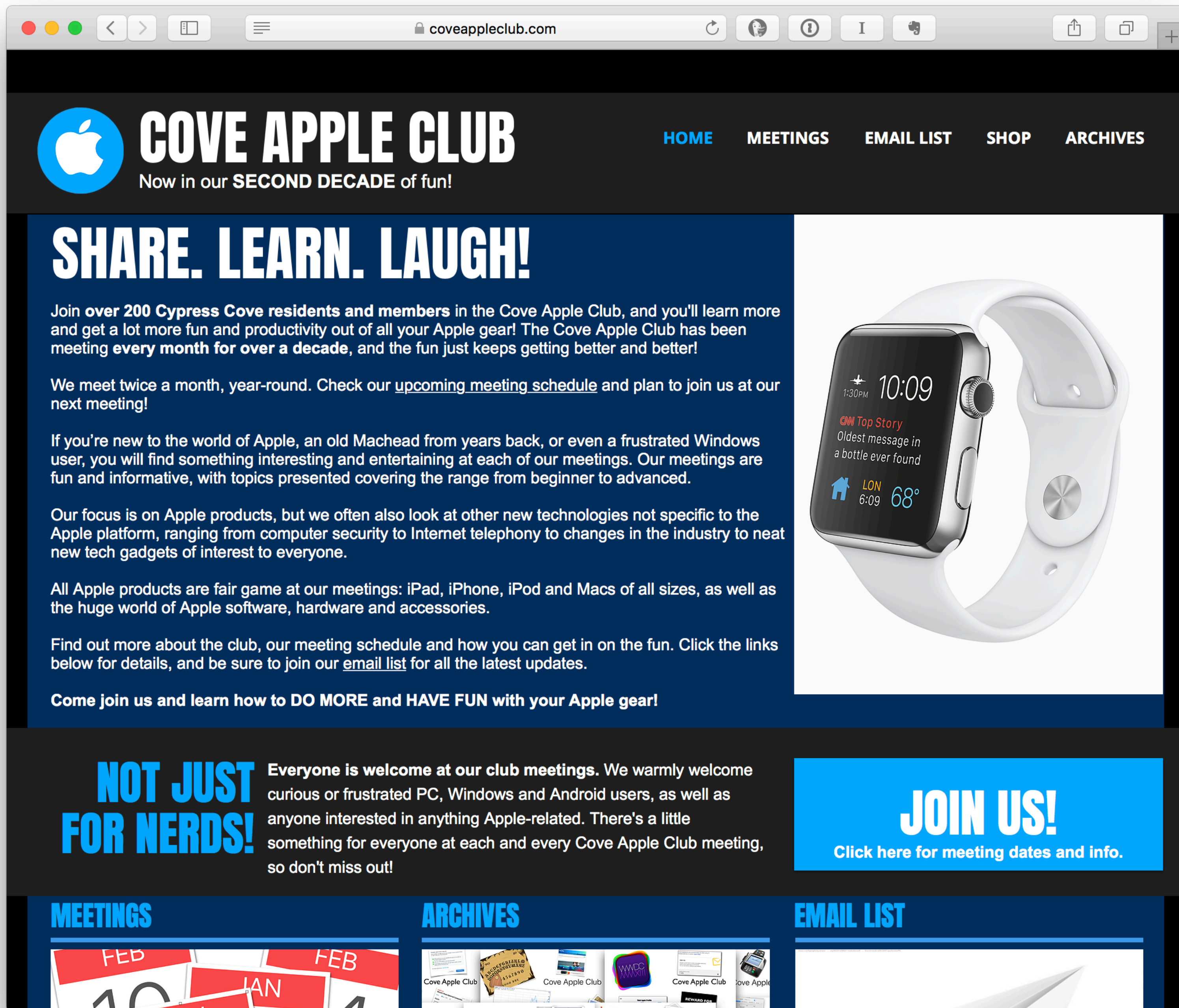
(Keep your pinkies crossed!)



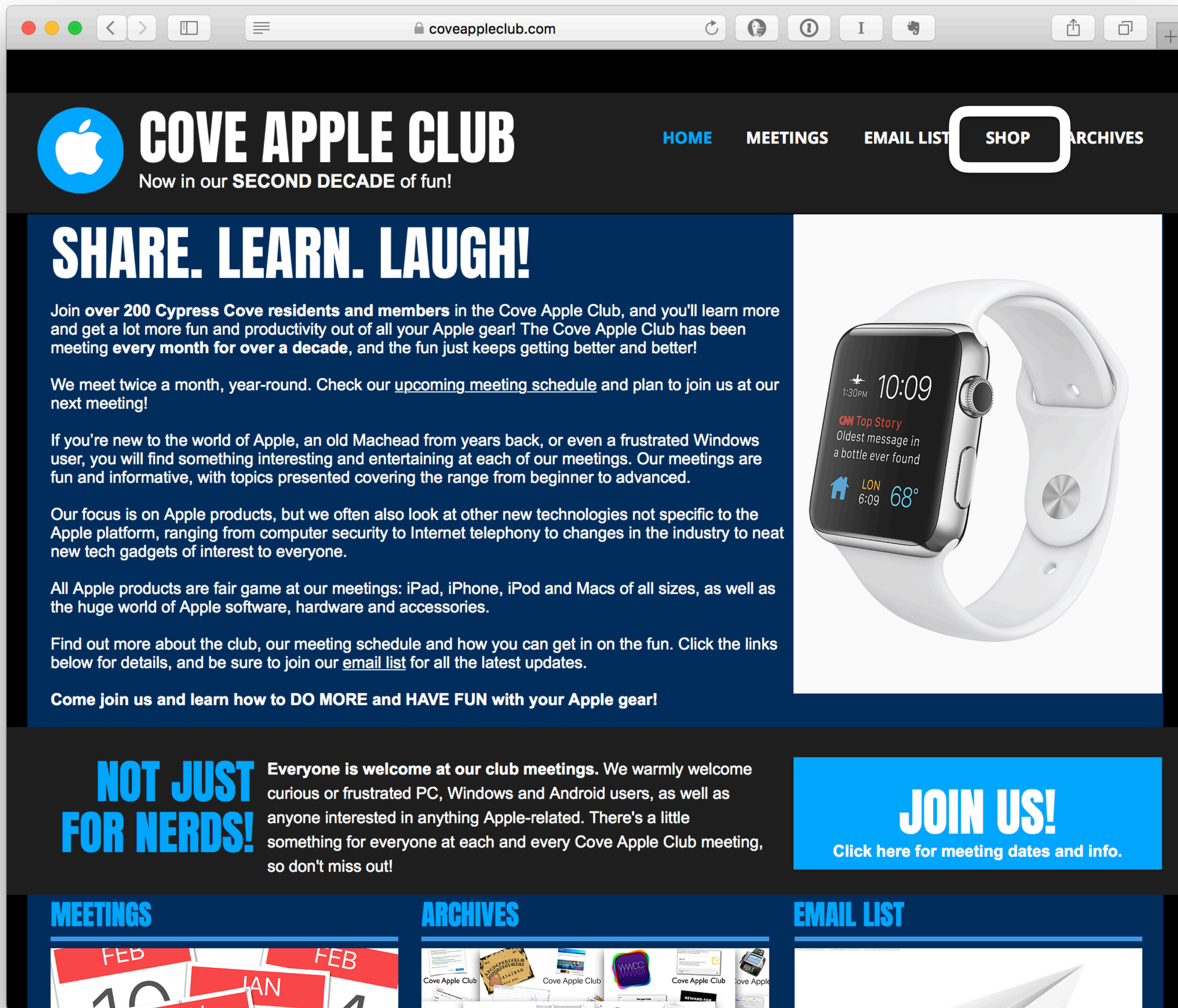


Support the Cove Apple Club












coveappleclub.com



COVE APPLE CLUB

Now in our **SECOND DECADE** of fun!

HOMEMEETINGSEMAIL LISTSHOPARCHIVES

SUPPORT THE COVE APPLE CLUB WHEN YOU SHOP AT AMAZON.COM

The next time you need some new Apple or other tech gear (or anything else from the 20,000,000 items in stock!), start your online shopping session with our link to Amazon.com. Your purchase will earn a little money for the Cove Apple Club, which we save up all year for a big Holiday Party for all members of the club! We update club members on the earnings every month.

So be sure to click the Amazon logo below when you need to shop for Mac products online...and “give back” to the Cove Apple Club -- without costing you an extra cent! Thanks!

THREE EASY WAYS TO USE THE AMAZON SHOPPING LINK

1. Just click here — you'll be sent to the Amazon.com homepage.

1. Once you arrive at the Amazon homepage, **BOOKMARK** that page:

1. In Safari on Mac, type Cmd-D

2. In Safari on iOS, tap the Share widget, then tap Add to Favorites or Add Bookmark.

2. Drag this link: Amazon to your Favorites bar in your Web browser. Then it's handy anytime you want to visit Amazon.

3. Just click the Amazon banner ad below.

amazon

Shop.  
Connect.  
Enjoy.

All from Earth's  
biggest selection

Shop now •

Privacy

# Last 30 Days

Jun 25 2017 - Jul 24 2017 / [Last 30 Days](#) Tracking ID: [All](#)

Last Updated: Jul 24 2017 +00:00

Summary

\$227.87

Fees

\$227.87

[Launching OneLink](#)

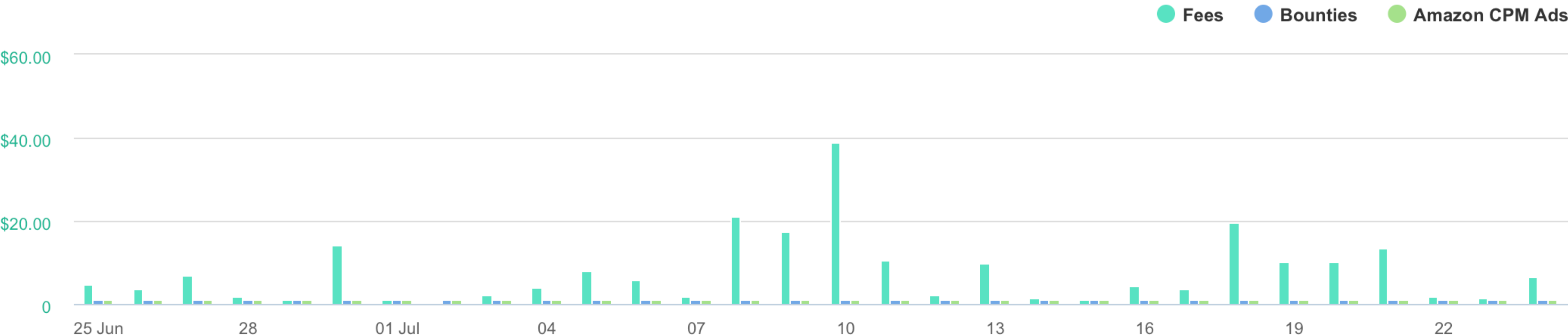
Bounties

\$0.00

Amazon CPM Ads

\$0.00

[Get Started with CPM Ads](#)





# 2017 YTD

Jan 01 2017 - Jul 24 2017 / **This Year** Tracking ID: **All**

Last Updated: Jul 24 2017 +00:00

Summary

\$1,847.95

Fees

\$1,833.95

[Launching OneLink](#)

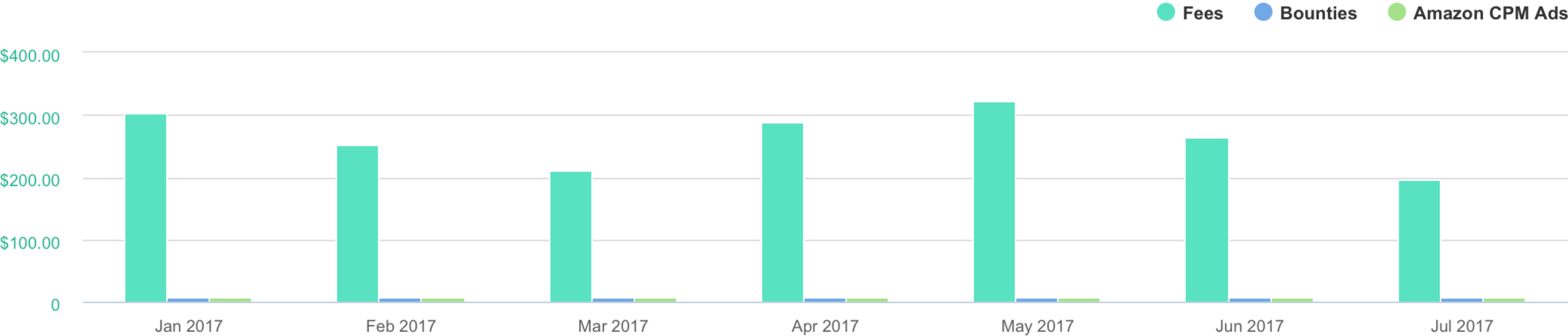
Bounties

\$14.00

Amazon CPM Ads

\$0.00

[Get Started with CPM Ads](#)



# Our Next Meeting

AUG

9

Cove Apple Club  
7:00 PM - 8:15 PM



Let's Adjourn to  
Cheeks!

