




slings



# Cove Apple Club

February 28, 2024



---

# Tonight's Topics

- A Cord Cutter's Calculator
- Travel Organizer Apps
- Personal Voice in iOS 17

---

# Remember!

- Tonight's presentation – in PDF and Apple Keynote format – will be archived after the meeting
  - Visit **[CoveAppleClubArchives.com](http://CoveAppleClubArchives.com)**
  - Please silence your devices during our short time together – thank you!
-

---

# Cord Cutter's Calculator

---

---

# Thinking of Cutting the Cord? (Almost?)

- Whose cable bill is higher than they'd like?
  - When we moved into Cypress Cove in 2008, our bill for internet and cable TV was ~ \$80/month, all-in, for 100+ channels and 10Mbps internet
  - In the intervening 15 years, the cost of absolutely everything in the world of technology has dropped between 50% and 10,000% – to the point now where virtually everyone has an UNLIMITED 5G data plan on their pocket supercomputer
-

# But today...

- Yes, that's nearly \$300/month – \$10/day – for internet and TV
- The TV portion alone is \$176.23!
  - It would be \$9 MORE if not for the “promotional discounts,” which will end at some point
  - That's a total of \$185.23 **just for television**
- Of the 100+ channels on our TV plan, we watch about 5 of them: WESH, NBC, CBS, PBS, MSNBC
- Four of those 5 are available free, over-the-air!



ACCOUNT NUMBER 8337 10 022 0620210 SECURITY CODE 6898 STATEMENT DATE Feb 18, 2024

8337 1000 NO RP 18 02192024 NNNNNNNN 01 989803

## Your Bill Details Service from Feb 18 - Mar 17

This month you saved: **\$9.00**

Previous Balance		\$279.53
EFT Payment	02/04	-\$279.53
<b>Remaining Balance</b>		<b>\$0.00</b>

### Current Activity

<b>Spectrum TV®</b>		
Spectrum TV Silver	\$124.99	
Disney+ Basic	Included	
Spectrum Receiver	\$12.50	
DVR Service	\$12.99	
<b>Spectrum TV® Total</b>		<b>\$150.48</b>

<b>Spectrum Internet®</b>		
Spectrum Internet	\$84.99	
Promotional Discount	-\$4.00	
Spectrum Internet Ultra	\$20.00	
\$5 Auto Pay Discount	-\$5.00	
<b>Spectrum Internet® Total</b>		<b>\$95.99</b>

<b>Credits &amp; Charges</b>		
Broadcast TV Surcharge	\$25.75	
<b>Credits &amp; Charges Total</b>		<b>\$25.75</b>

<b>Taxes, Fees &amp; Charges</b>		
FCC Admin Fee	\$0.12	
State and Local Sales Tax	\$0.94	
Communications Services Tax	\$22.05	
<b>Taxes, Fees &amp; Charges Total</b>		<b>\$23.11</b>

**Auto Pay Amount** **\$295.33**

---

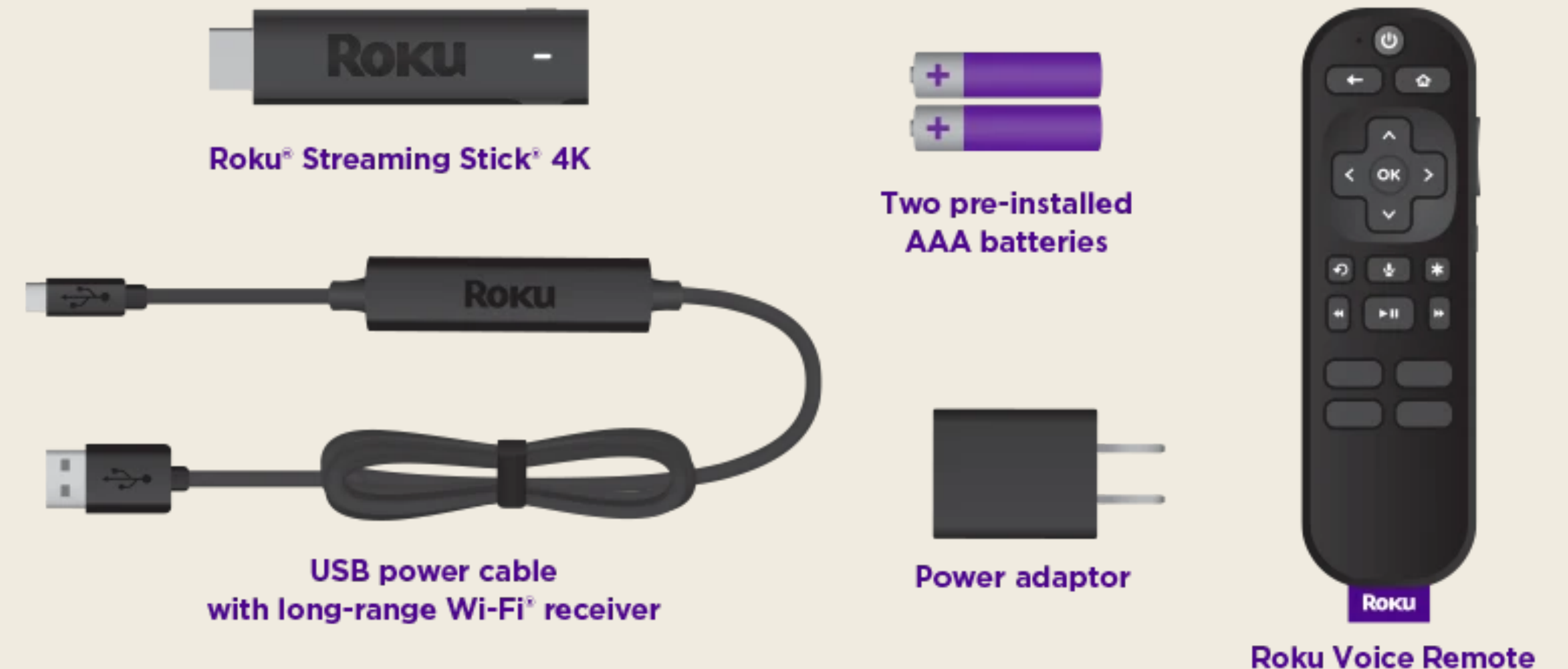
# So maybe consider going “over the top”

- OTT streaming providers: provide TV via internet streaming “over the top” of your cable internet subscription, giving you:
    - Live local channels: ABC, CBS, FOX, NBC, PBS
    - All basic cable channels – dozens and dozens
    - All cable news & sports channels
    - “Cloud DVR” - schedule and record shows to watch on-demand
    - Premium channels as desired, sold *a la carte*
-

---

# Go OTT with a “smart” TV or a dedicated streaming box

- Most HDTVs today have a built-in Linux computer running a streaming TV operating system with “apps” for channels like Apple TV+, Hulu, YouTube, Paramount+, Prime Video, etc.
- Or you can buy a dedicated streaming TV box or “stick,” plug it into an HDMI port on your TV, and connect it to your Wi-Fi or Ethernet network
- They support dozens or hundreds of apps
- Each app gives you access to all the programming offered by that provider, most often by subscription



Product images not to scale.

## Roku 4K Streaming Stick w/ Voice Remote

---



---

# The Big Three Megaproviders



You Tube TV

- YouTube TV
  - 100+ channels
  - Local live channels
  - 3 Simultaneous streams
  - Unlimited cloud DVR
  - Starting at \$72.99/month



hulu

- Hulu + Live
  - All Hulu content, plus Disney+, ESPN+ and 95 popular cable channels
  - Local live channels
  - Unlimited cloud DVR
  - 2 simultaneous streams
  - Starting at \$76.99/month



sling™

- Sling TV (Blue Plan)
    - 39 basic cable news & entertainment channels
    - 50 hours cloud DVR
    - 3 simultaneous streams
    - NO local live channels
    - \$40/month
-

---

# **But, you still need high-speed internet**

- The internet is how you get all these streaming services / packages
  - Ten megabits per second (10Mbps) is all you need to stream 4K HD
  - So even the lowest-speed home internet will be more than sufficient for OTT streaming
  - Spectrum's lowest-tier home internet is 100Mbps
  - So even if you cut the TV "cord," you're still going to pay for high-speed internet
-

---

# How to choose?

- Figuring out the best OTT provider is tricky, if you're optimizing for cost savings
  - You must price-in all the "extras" on your cable statement to really find out how much you're paying for TV vs. just the internet
  - And so, I gift to you:
-

# Mike's Cord Cutter's Calculator

- It's an Apple Numbers spreadsheet that's dumber than a bag of hammers
- It just does the sums for you once you input your known costs
- Provides a breakdown for selected YouTube TV, Hulu Live and Sling plans

Your current ALL-IN cost for internet service	\$95.15			
Your current ALL-IN cost for TV	\$117.23			
This total should be your monthly cable bill total:	\$212.38			
Enter the total costs for all the streaming services you are currently paying for and plan to keep:	\$12.56			
This is your current monthly TV-only spend	\$129.79			
	<b>YouTube TV Base</b>	<b>Hulu Live</b>	<b>Hulu Live No Ads</b>	<b>Sling Orange + Blue</b>
<b>Live Channels</b>	All US networks & locals	All US networks & locals	All US networks & locals	None - Use HD Antenna
<b>Sports</b>	ESPN 4K +	ESPN 4K +	ESPN 4K +	ESPN
<b>News</b>	Yes, all majors	Yes, all majors	Yes, all majors	Yes, all majors
<b>DVR</b>	Unlimited	Unlimited	Unlimited	50 hours cloud DVR
<b>Simultaneous streams</b>	Unlimited	2	2	4
<b>Monthly regular price</b>	\$72.99	\$76.99	\$89.99	\$55.00
<b>Total cost of internet service and streaming TV</b>	\$180.70	\$184.70	\$197.70	\$162.71
<b>Savings vs. current TV + internet plan</b>	\$31.68	\$27.68	\$14.68	\$49.67

### Mike's Cord Cutter's Calculator - February 2024

<b>Your current ALL-IN cost for internet service</b>	<b>\$0.00</b>			
<b>Your current ALL-IN cost for TV</b>	<b>\$0.00</b>			
<b>This total should be your monthly cable bill total:</b>	<b>\$0.00</b>			
<b>Enter the total costs for all the streaming services you are currently paying for and plan to keep:</b>	<b>\$0.00</b>			
<b>This is your current monthly TV-only spend</b>	<b>\$0.00</b>			
	<b>YouTube TV Base</b>	<b>Hulu Live</b>	<b>Hulu Live No Ads</b>	<b>Sling Orange + Blue</b>
<b>Live Channels</b>	All US networks & locals	All US networks & locals	All US networks & locals	None - Use HD Antenna
<b>Sports</b>	ESPN 4K +	ESPN 4K +	ESPN 4K +	ESPN
<b>News</b>	Yes, all majors	Yes, all majors	Yes, all majors	Yes, all majors
<b>DVR</b>	Unlimited	Unlimited	Unlimited	50 hours cloud DVR
<b>Simultaneous streams</b>	Unlimited	2	2	4
<b>Monthly regular price</b>	<b>\$72.99</b>	<b>\$76.99</b>	<b>\$89.99</b>	<b>\$55.00</b>
<b>Total cost of internet service and streaming TV</b>	<b>\$72.99</b>	<b>\$76.99</b>	<b>\$89.99</b>	<b>\$55.00</b>
<b>Savings vs. current TV + internet plan</b>	<b>-\$72.99</b>	<b>-\$76.99</b>	<b>-\$89.99</b>	<b>-\$55.00</b>

## Mike's Cord Cutter's Calculator - February 2024

<b>Your current ALL-IN cost for internet service</b>	<b>\$95.15</b>			
<b>Your current ALL-IN cost for TV</b>	<b>\$117.23</b>			
<b>This total should be your monthly cable bill total:</b>	<b>\$212.38</b>			
<b>Enter the total costs for all the streaming services you are currently paying for and plan to keep:</b>	<b>\$12.56</b>			
<b>This is your current monthly TV-only spend</b>	<b>\$129.79</b>			
	<b>YouTube TV Base</b>	<b>Hulu Live</b>	<b>Hulu Live No Ads</b>	<b>Sling Orange + Blue</b>
<b>Live Channels</b>	All US networks & locals	All US networks & locals	All US networks & locals	None - Use HD Antenna
<b>Sports</b>	ESPN 4K +	ESPN 4K +	ESPN 4K +	ESPN
<b>News</b>	Yes, all majors	Yes, all majors	Yes, all majors	Yes, all majors
<b>DVR</b>	Unlimited	Unlimited	Unlimited	50 hours cloud DVR
<b>Simultaneous streams</b>	Unlimited	2	2	4
<b>Monthly regular price</b>	<b>\$72.99</b>	<b>\$76.99</b>	<b>\$89.99</b>	<b>\$55.00</b>
<b>Total cost of internet service and streaming TV</b>	<b>\$180.70</b>	<b>\$184.70</b>	<b>\$197.70</b>	<b>\$162.71</b>
<b>Savings vs. current TV + internet plan</b>	<b>\$31.68</b>	<b>\$27.68</b>	<b>\$14.68</b>	<b>\$49.67</b>

---

# Want to try it?

- Email me at [info@coveappleclub.com](mailto:info@coveappleclub.com) and I can send you the Numbers spreadsheet
  - Use the free Apple Numbers app on iPad, iPhone or Mac
  - Download the Apple Numbers spreadsheet from [\*\*CoveAppleClubArchives.com\*\*](http://CoveAppleClubArchives.com)
-

---

# Travel Organizer Apps





---

# Travel Planning Can Be a Chore!

- Planning a big trip has a lot of moving parts:
    - Hotel, airline, rental car, restaurant, tour reservation confirmations
    - Flight schedules, connecting flights
    - Time zone changes to account for
    - Confirmations to keep handy
-

---

# And the stress of actually traveling!

- Day-of-travel needs:
  - Concourses, terminals & gates
  - Gate changes
  - Flight delays & cancellations
  - Re-routes, alternate flight availability
  - Maps / directions to destinations
  - Hotel rates & dates to verify

---

# How to Manage It All?



---

# **Solution: Travel Organizer Apps**

- You forward your email confirmations to them, they suck it in and add it to your itinerary
  - You can also manually add / edit plans
  - The app assembles your plans into a timeline, showing you each step in your itinerary along your trip
  - Lets you double-check that there's nothing you missed, mis-connected, mis-timed
-

---

# **Solution: Travel Organizer Apps**

- On day of travel, the app monitors & alerts you:
    - Gates & times
    - Delays & re-routes
    - Alternate flights
    - Maps to destinations
    - Confirmation numbers & other details
-

---

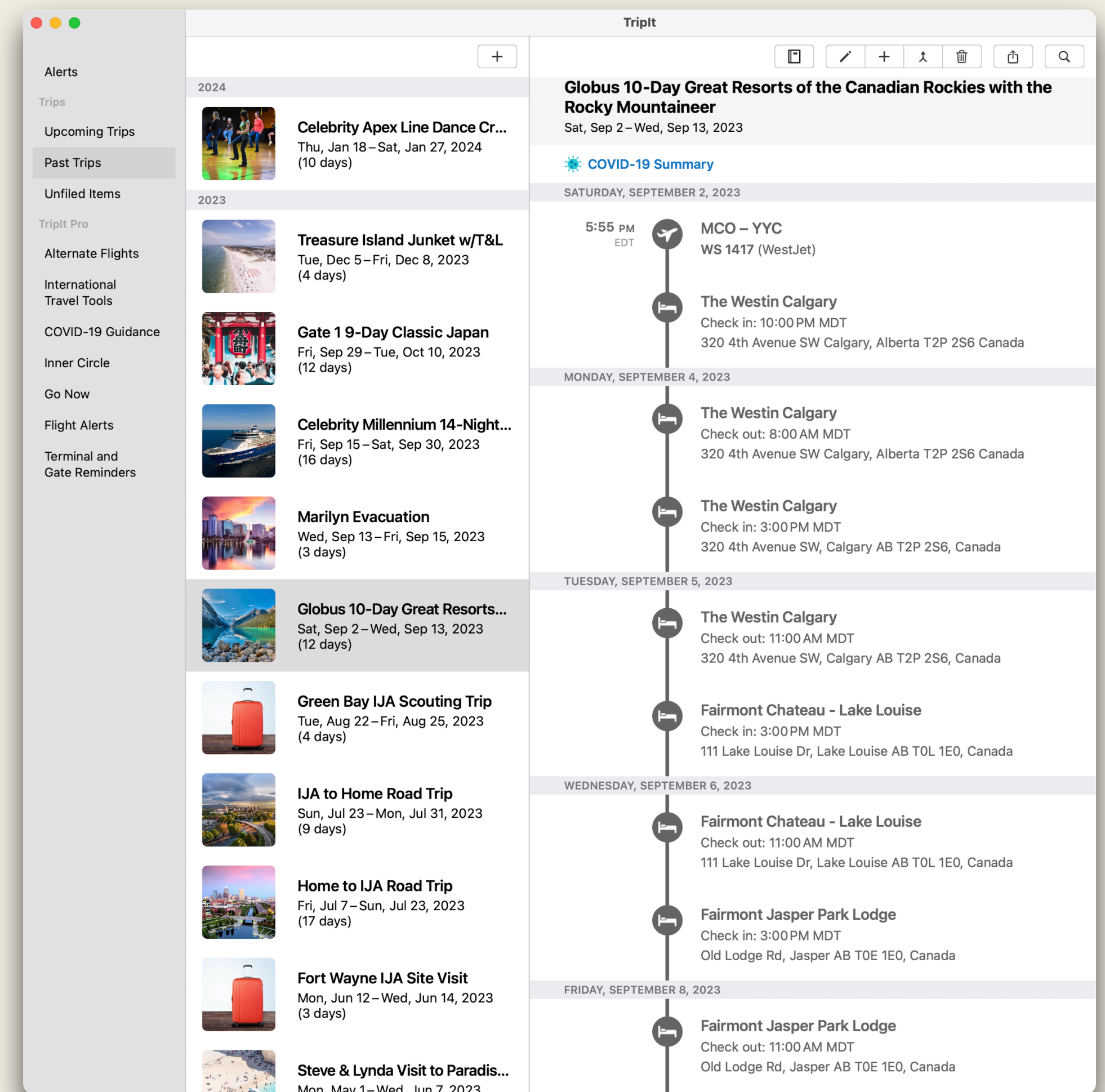
# TripIt: The O.G. Travel Organizer App

- It was the first – and for a few years – the only travel organizer
- Innovated the “forward & file” method for importing plans into the app
- Was one of the first travel apps on the then-new iPhone in 2007
- Bought by travel & payroll finance conglomerate Concur in 2011 for \$120-million
- ...and that was essentially the end of upgrades and innovation in TripIt
- TripIt Pro: \$49/year
- Mike has been a paid Pro subscriber for 18 years - before iPhone era!



# Dissatisfaction with TripIt

- iOS app stagnant: few new features, usability not great
- Day-of-Travel alerts frequently fail
- Mac app is a disaster & extremely difficult to use; seems an afterthought
- 18 months after MCO Terminal C opened, still no terminal map; I wrote to CS twice, replied that they didn't know when it could be added
- \$49/year & no major updates in years and years



# Dissatisfaction with TripIt

- Poor, information-sparse UI on website
- Ads shown on all pages on an app you have PAID FOR
- Slow response on website
- No search feature
- Stagnant UI design





---

# Tried some others...and there are a TON!

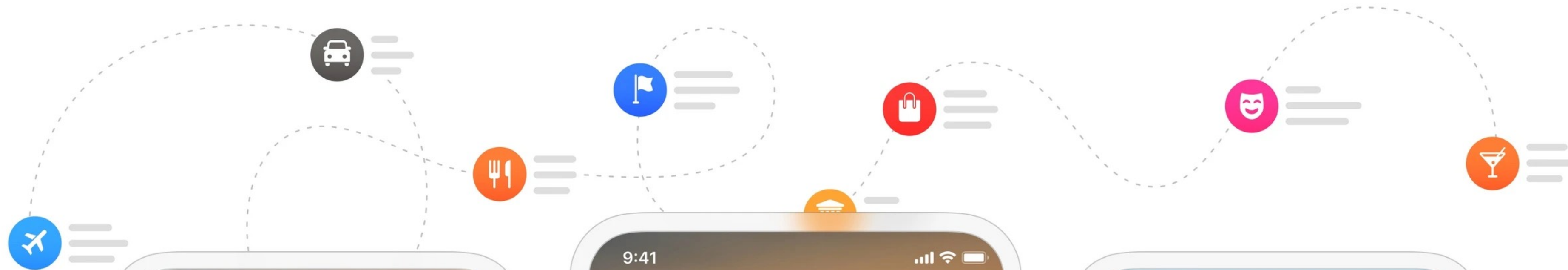
- Type “Travel Planner” into the iOS App Store now and prepare to be overwhelmed:
    - Wanderlog
    - Trip Scout
    - Packr
    - Trip Planner with AI
    - Funliday
    - Lambus
    - Pogo
    - Tripify
    - Stippl: The Travel Planner
    - Trip Guru
    - Tour
    - Wimbi
    - ...and many more
    - Plus Kayak, Expedia & other OTAs have some itinerary organizing features, but no alerting, day-of-travel support, timeline, etc.
-

---

# I “Landed” on Tripsy

- Beautiful visual design
- Excellent UI on iOS and Mac
- FAST
- Good ingest of forwarded plans
- Full choice of widgets
- Supports iPhone “Dynamic Island” alerts
- Responsive, engaged developer
- Mac app *\*IS\** the iOS app, only bigger and better





9:41

Iceland & Norway  
**Restaurant**

Reykjavík, Iceland

- Apótek Bar Grill Thu, Mar 09  
Austurstræti 16, 101 Reykjavík, Icel... 10:00 PM
- Mokka-Kaffi Tue, Mar 14  
Skólavörðustígur 3A, 101 Reykjavík,... 5:00 PM
- Brauð & Co Wed, Mar 15  
Melhagi 22, 107 Reykjavík, Iceland 4:00 PM

Oslo, Norway

- Der Peppern Gror  
Fridtjof Nansens plass 7, 0160 Oslo, Norway
- Maaemo  
Dronning Eufemias gate 23, 0194 Oslo, Nor...
- Nordvegan  
Kristian IV's gate 15B, 0164 Oslo, Norway

All days  
Filter by Day

9:41

Traveling to  
**Iceland & Norway**

Itinerary 8 days

Starts 2023  
**Mar 8** → **Mar 15**

Documents

Map View Location Lodging

Restaurant 8 Car 4 New Activity

9:41


Showing  
**Restaurant**

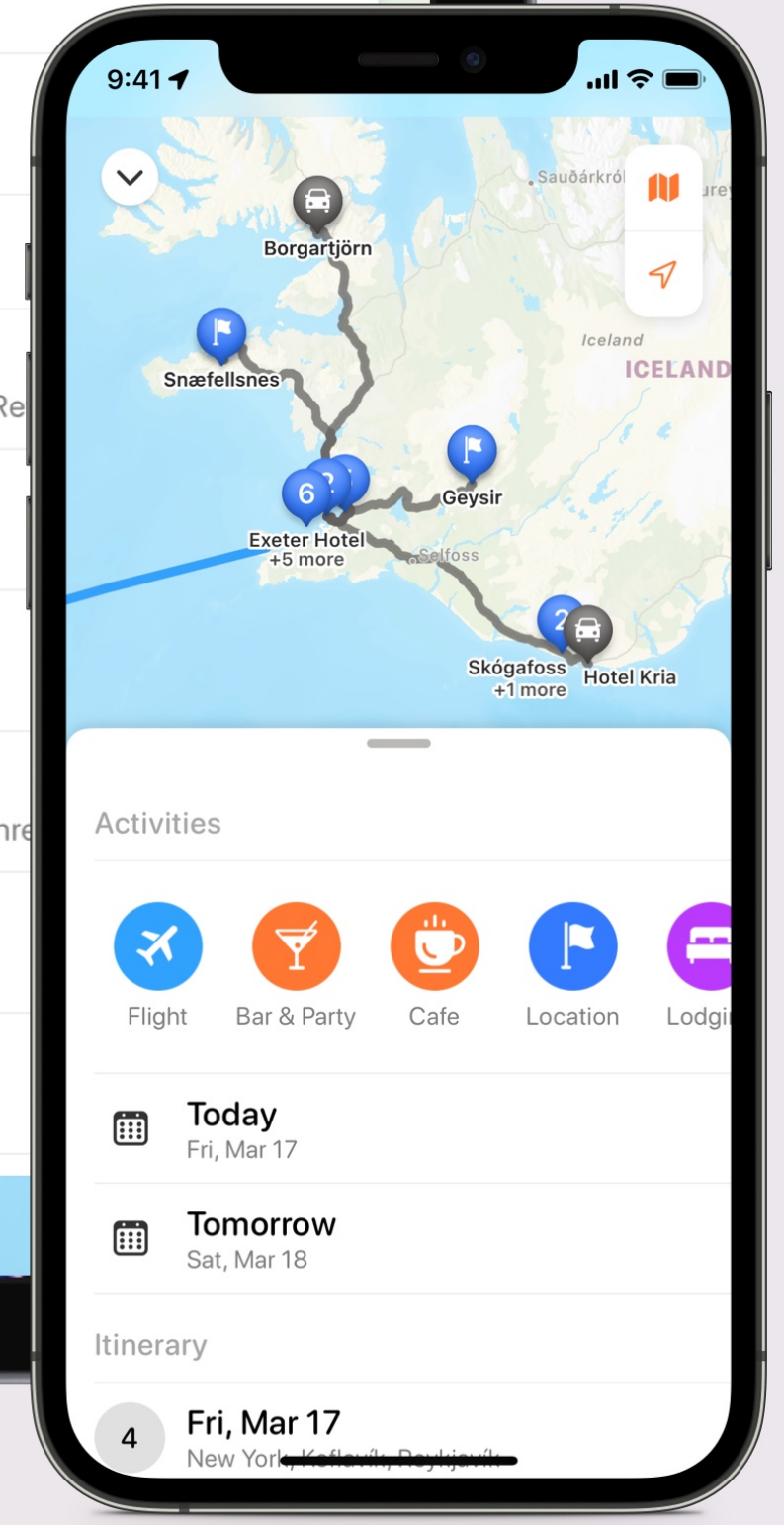
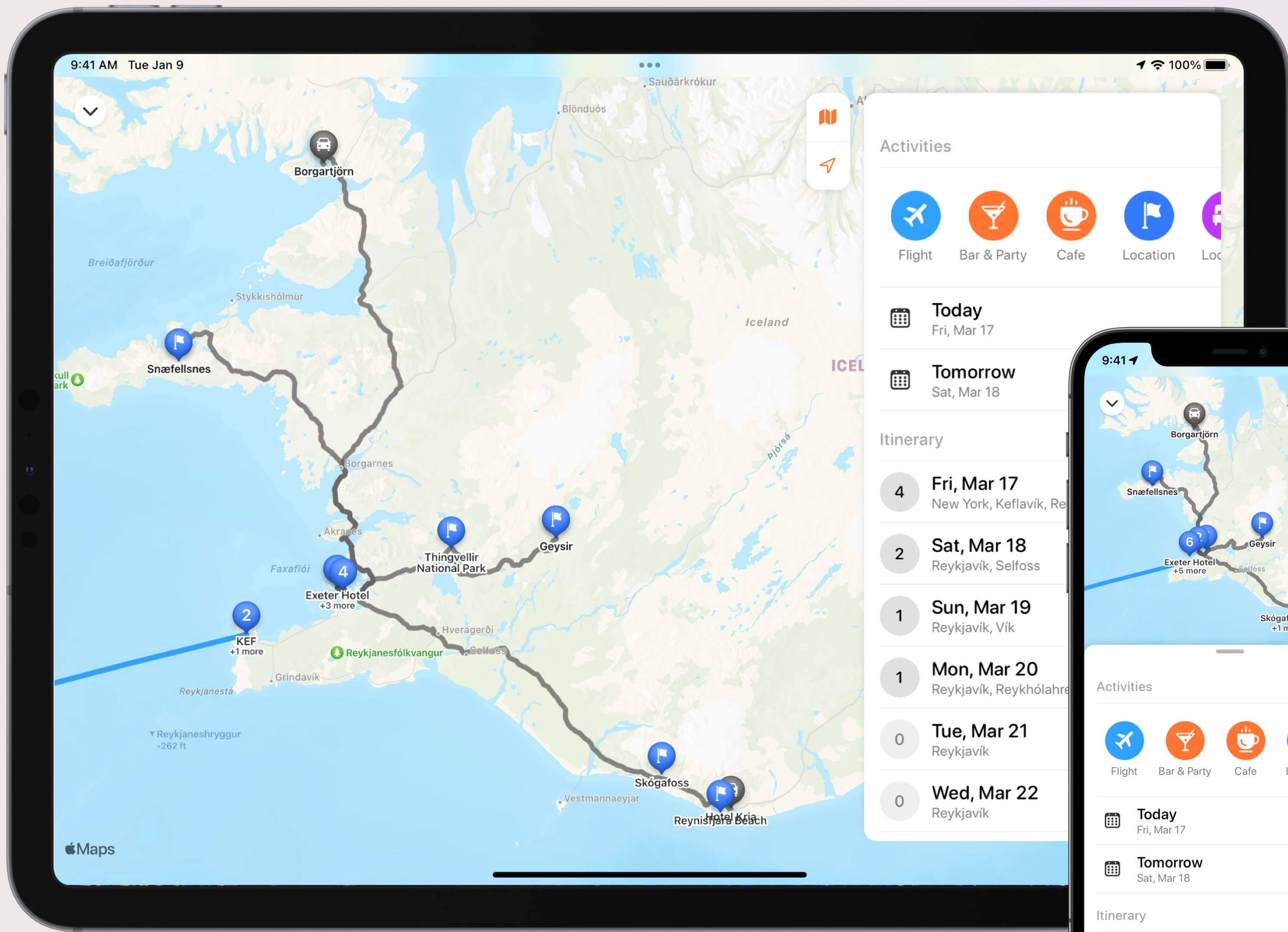
Reykjavík, Iceland

- Mokka-Kaffi Tue, Mar 14  
Skólavörðustígur 3A, 101 Reykjavík,... 5:00 PM
- Brauð & Co Wed, Mar 15  
Melhagi 22, 107 Reykjavík, Iceland 4:00 PM
- Apótek Bar Grill Thu, Mar 09  
Austurstræti 16, 101 Reykjavík, Icel... 10:00 PM

Oslo, Norway

Der Peppern Gror





9:41 AM Tue Jan 9 100%

Activities

- Flight
- Bar & Party
- Cafe
- Location
- Location

Today  
Fri, Mar 17

Tomorrow  
Sat, Mar 18

Itinerary

- 4 Fri, Mar 17  
New York, Keflavik, Reykjavik
- 2 Sat, Mar 18  
Reykjavik, Selfoss
- 1 Sun, Mar 19  
Reykjavik, Vik
- 1 Mon, Mar 20  
Reykjavik, Reykhólahreppur
- 0 Tue, Mar 21  
Reykjavik
- 0 Wed, Mar 22  
Reykjavik

Activities

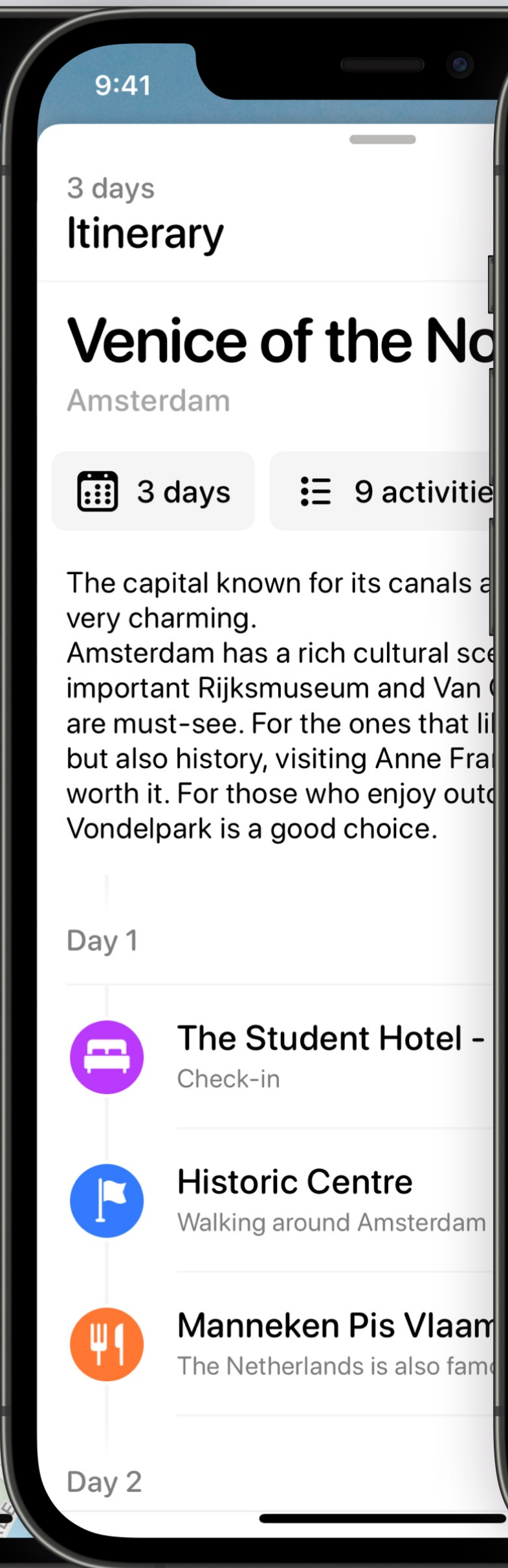
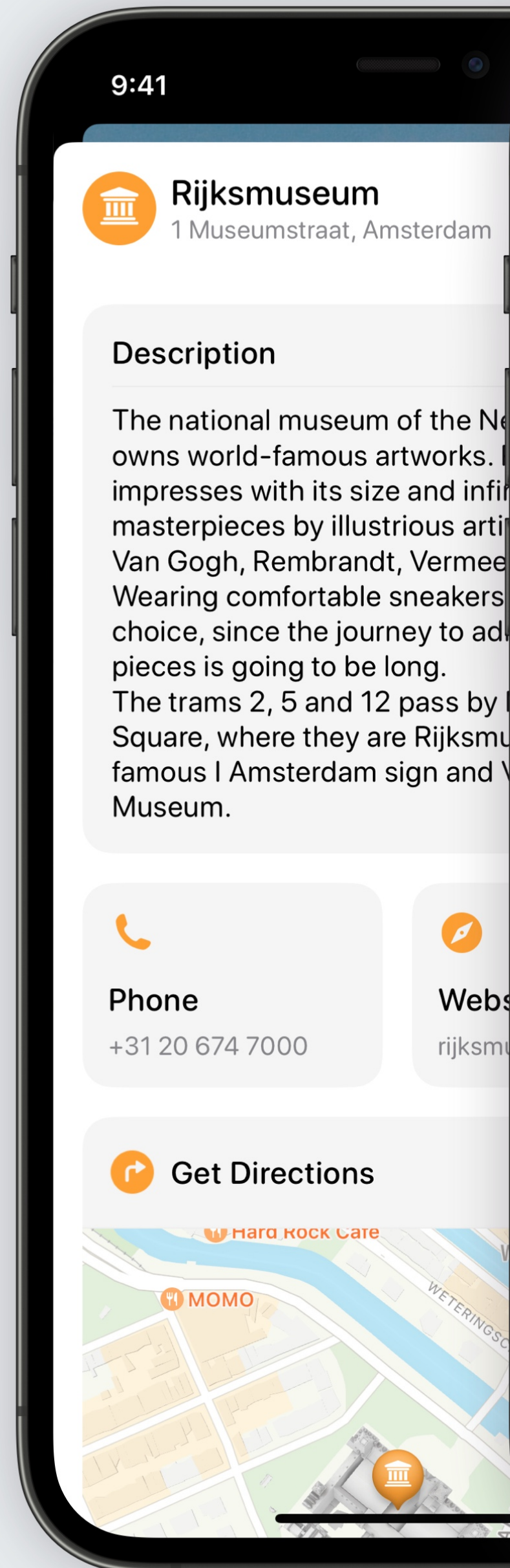
- Flight
- Bar & Party
- Cafe
- Location
- Lodging

Today  
Fri, Mar 17

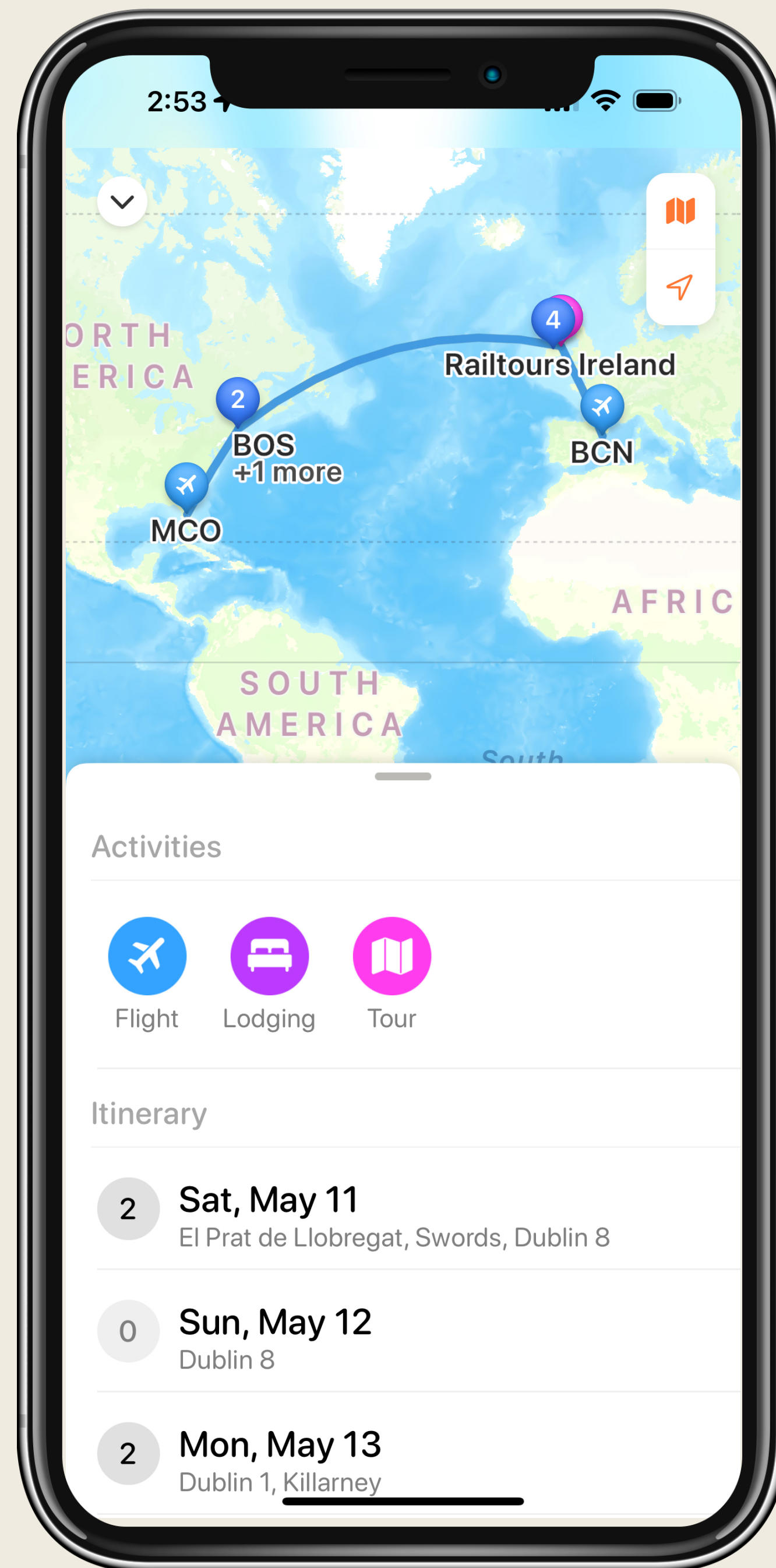
Tomorrow  
Sat, Mar 18

Itinerary

4 Fri, Mar 17  
New York, Keflavik, Reykjavik



# Demo!



---

# Tripsy

- On the iOS App Store: search for **Tripsy**
- On the web: **tripsy.app**
- Tripsy Pro:
  - \$3.99/week
  - \$7.99/month
  - \$39.99/year
- Available for Family Sharing, so one purchase for the whole crew





---

# Personal Voice

---

---

**Make it yours.** |



---

# Apple's World Leadership in Accessibility

- Apple spends many, many millions of dollars every year on researching, developing and enabling accessibility for all of their devices, operating systems and software
  - Apple goes far beyond what other providers offer in accessibility
  - Built-in accommodation for accessibility in speech, hearing, vision, touch, mobility, language all have robust, configurable, adaptable features in all Apple devices and software
  - Very little of what Apple builds into these products are mandated by law
  - Apple employs hundreds of engineers, developers, testers and accessibility researchers to build accessibility into all their products from the start
-

---

**Tristan Ingram on set  
for “The Lost Voice”  
movie**



---

## Tristan Ingram on set for “The Lost Voice” movie



---

# Setting up and using Personal Voice

---

9:41




Done

## Read the Phrase

◀ 1 of 150 ▶

**It's made up of areas in  
the north and south.**

 Preview

.....



Continuous Recording >



# Handout!

## Setup and Use Personal Voice in iOS 17 HOWTO

Cove Apple Club — February 28, 2024

With Personal Voice, you can create a synthesized voice that sounds like your own to communicate with family and friends. Use your Personal Voice to type to speak in FaceTime and phone calls, assistive communication apps, and in-person conversations.

Personal Voice is designed with privacy and security in mind. Personal Voice is encrypted and stored securely on device, so that only you can access it with Face ID, Touch ID, or your device passcode or password. When you share your Personal Voice across devices, iCloud stores your Personal Voice using end-to-end encryption.

Personal Voice can be used only with Live Speech and third-party apps that you allow, such as augmentative and alternative communication (AAC) apps. You can control app access to Personal Voice in Settings (or System Settings) > Accessibility > Personal Voice. Additionally, the third-party apps that you grant access can't capture speech from Personal Voice.

### WHAT YOU NEED

To set up Personal Voice, you will need iOS 17, iPadOS 17, or macOS Sonoma, or later, and one of these devices:

- iPhone 12 or later
- iPad Air (5th generation)
- iPad Pro 11-inch (3rd generation) or later
- iPad Pro 12.9-inch (5th generation) or later
- Mac with Apple silicon
- Face ID, Touch ID, or a device passcode or password

### CREATE YOUR PERSONAL VOICE



To create a Personal Voice, you will read a series of randomly chosen text prompts to record 15 approximately minutes of audio. Your speech is processed securely on device overnight while your device is charging and connected to Wi-Fi.

You can create multiple voices on each device.

#### On your iPhone or iPad:

- Open the Settings app. Tap Accessibility, then tap Personal Voice.
- Tap Create a Personal Voice.
- Follow the onscreen instructions to record your voice.
- To pause your recording session, tap Done or close the Settings app. Your progress is saved.
- To resume a recording session:
- Go to Settings > Accessibility > Personal Voice.
- Tap the Personal Voice that you want to continue creating.
- Tap Continue Recording, then follow the onscreen instructions.

#### On your Mac:

- Choose Apple menu  > System Settings, click Accessibility in the sidebar, then click Personal Voice.
- Click Create a Personal Voice.
- Follow the onscreen instructions to record your voice.
- To pause your recording session, click Done. Your progress is saved.
- To resume a recording session:
- Choose Apple menu  > System Settings, click Accessibility in the sidebar, then click Personal Voice.
- Click the Show Detail button next to the Personal Voice that you want to continue creating.
- Tap Continue Recording, then follow the onscreen instructions.

### TYPE TO SPEAK WITH YOUR PERSONAL VOICE

With Live Speech, you can type and have your words spoken out loud using your Personal Voice at sounds like you.

To learn how to use your Personal Voice with Live Speech, see this page at apple.com:  
<https://support.apple.com/kb/HT213879>

### USE YOUR PERSONAL VOICE ON OTHER DEVICES

You can sync your Personal Voice to other devices that are signed in to iCloud with your Apple

#### On your iPhone or iPad:

- Open the Settings app.
- Tap Accessibility, then tap Personal Voice.
- Tap on Share Across Devices.

#### On your Mac:

- Choose Apple menu  > System Settings, click Accessibility in the sidebar, then click Personal Voice.
- Tap on "Share across devices".

### FOR MORE INFORMATION ON PERSONAL VOICE

<https://support.apple.com/en-us/104993>

### PERSONAL VOICE IN ACTION IN "THE LOST VOICE" MOVIE

<https://youtu.be/ra9IOHScTDw>

---

# Personal Voice

---

---

# Upcoming meeting dates

Meetings are usually on the 2nd and 4th Wednesday each month, September-March

- March 13
- March 27



slings



# Cove Apple Club

February 28, 2024

